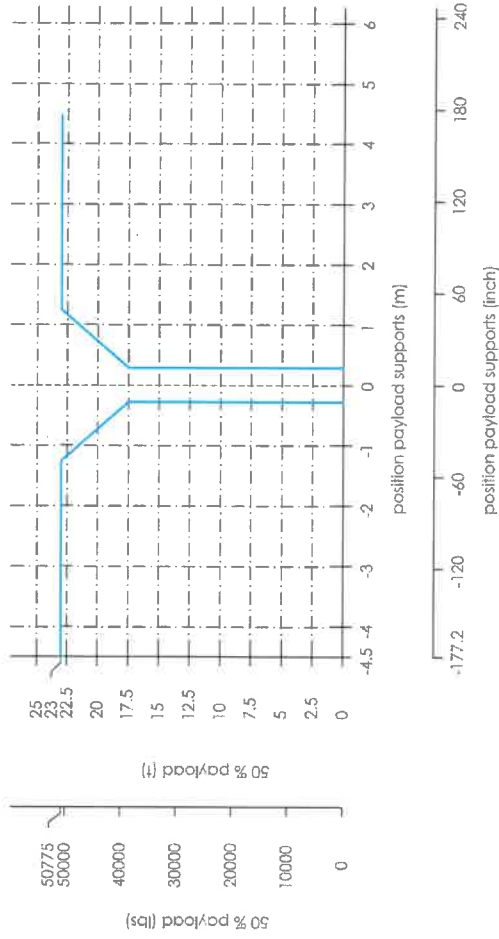
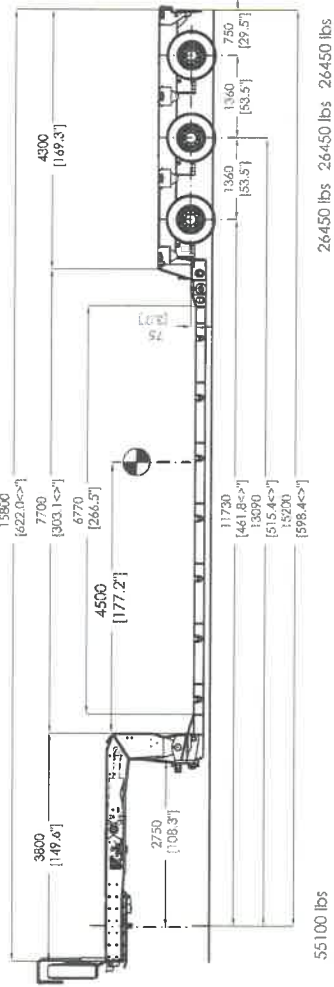


payload on 2 supports (symetric)



C.O.G.

(max. theoretical payload: 101550 lbs)



26450 lbs 26450 lbs 26450 lbs

Zeichnung: WWP_IBF-009505(1)

Rev.	Date	Name
1.75	08/03/2017	LHE
A3	09/03/2017	FAY



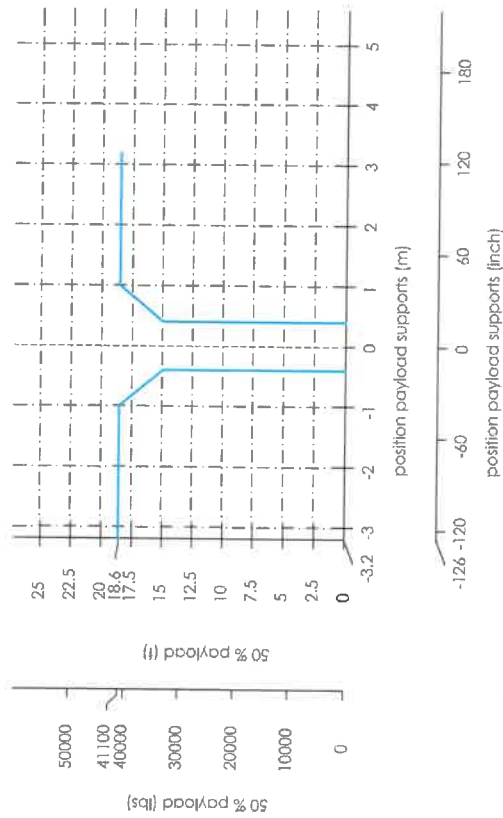
Load Chart

Mega-Z-3L-V-FBX-30AT-770-17.5-2.54-(US)

Faymonville Distribution AG
 Duarreisstrass 8
 L-9990 Weiswampach
 Tel.: +352 / 26 90 04 155
 Fax.: +352 / 26 90 04 425
 E-Mail: general@faymonville.com
 Web: www.faymonville.com

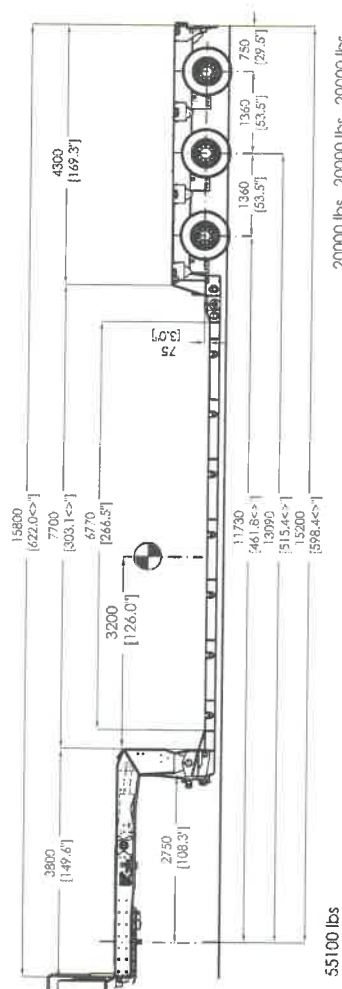
Caution : the load chart does not take the deflection of the lowbed into account.
 The deflection of the lowbed has a direct impact on the ground clearance and on the axle compensation.

payload on 2 supports (symetric)



C.O.G.

(max. theoretical payload: 82200 lbs)



Zeichnung: WWP_TBF-009505(2)

Rev.:	
Datum	Name
09/03/2017	LHE
gpd:	FAY
1:75	A3



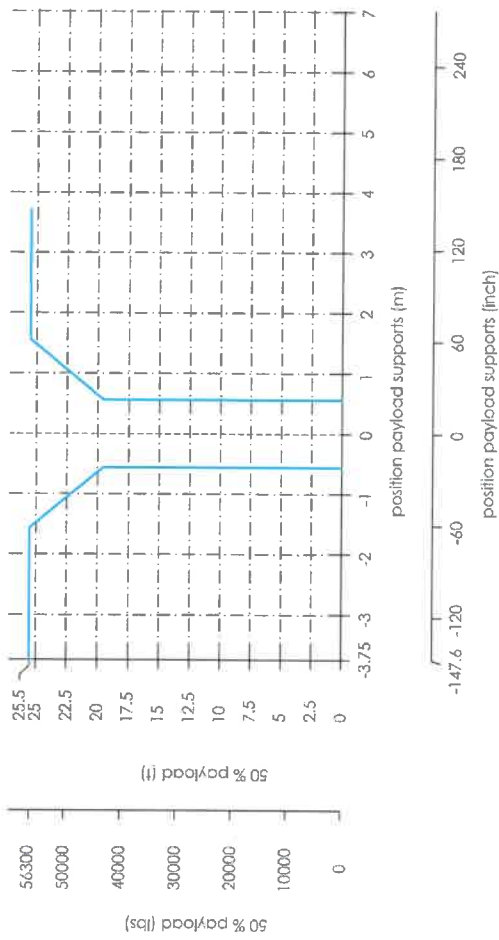
Load Chart

Mega-Z-3L-V-FBX-30AT-7.0-17.5-2.54-(US)

Faymonville Distribution AG
 Duarretstrass 8
 L-9990 Weiswampach
 Tel.: +352 / 26 90 04 155
 Fax.: +352 / 26 90 04 425
 E-Mail: general@faymonville.com
 Web: www.faymonville.com

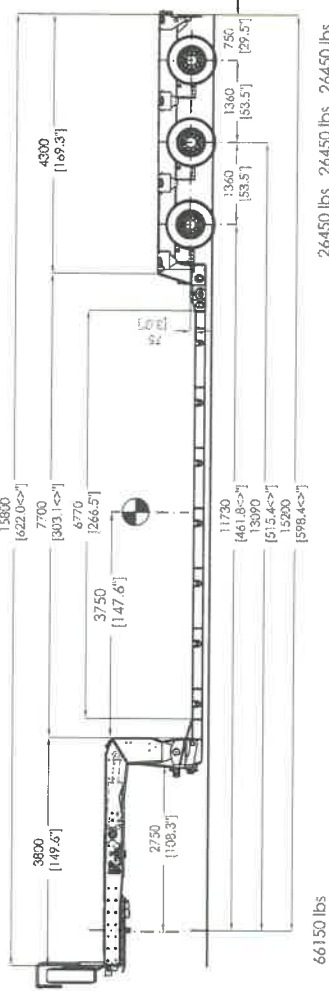
Caution: the load chart does not take the deflection of the lowbed into account. The deflection of the lowbed has a direct impact on the ground clearance and on the axle compensator.

payload on 2 supports (symetric)



C.O.G.

(max. theoretical payload: 112600 lbs)



Zeichnung: WWP_TB-009505(3)

Rev.: 1.75 A3

Datum	Name
08/03/2017	LHE
09/03/2017	FAY

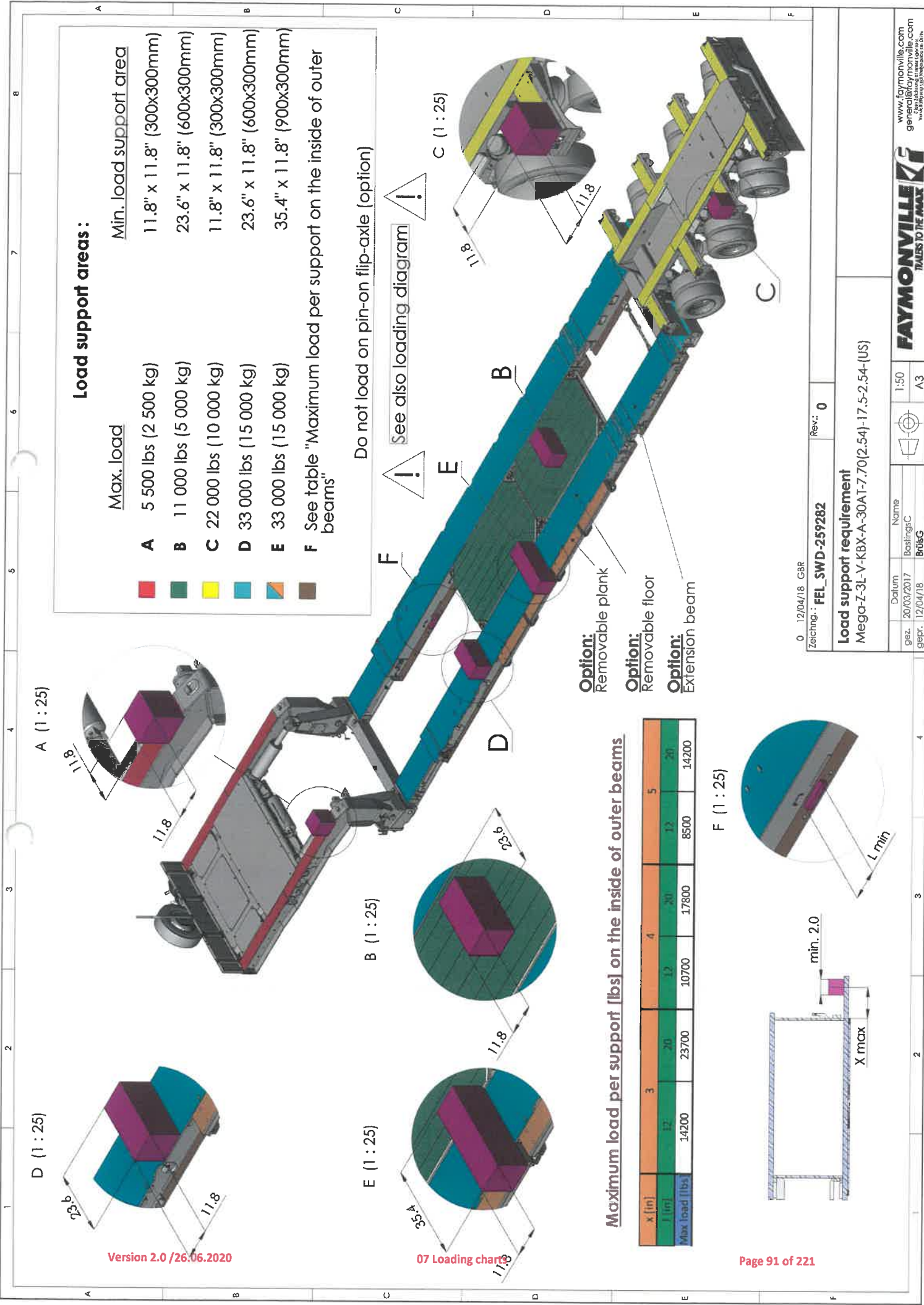


Load Chart

Mega-Z-3L-V-FBX-30A1-7.70-17.5-2.54-(US)

Faymonville Distribution AG
 Duarreitross 8
 L-9990 Weiswampach
 Tel.: +352 / 26 90 04 155
 E-Mail : general@faymonville.com
 Web : www.faymonville.com

Caution : the load chart does not take the deflection of the lowbed into account.
 The deflection of the lowbed has a direct impact on the ground clearance and on the axle compensation.



Load support areas:

	Max. load	Min. load support area
A	5 500 lbs (2 500 kg)	11.8" x 11.8" (300x300mm)
B	11 000 lbs (5 000 kg)	23.6" x 11.8" (600x300mm)
C	22 000 lbs (10 000 kg)	11.8" x 11.8" (300x300mm)
D	33 000 lbs (15 000 kg)	23.6" x 11.8" (600x300mm)
E	33 000 lbs (15 000 kg)	35.4" x 11.8" (900x300mm)
F	See table "Maximum load per support on the inside of outer beams"	

Do not load on pin-on flip-axle (option)

See also loading diagram

- Option:** Removable plank
- Option:** Removable floor
- Option:** Extension beam

A (1 : 25)

B (1 : 25)

C (1 : 25)

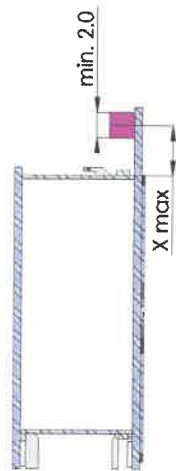
D (1 : 25)

E (1 : 25)

F (1 : 25)

Maximum load per support [lbs] on the inside of outer beams

x [in]	3	4	5
l [in]	12	20	20
Max load [lbs]	14200	10700	8500
			17800
			14200

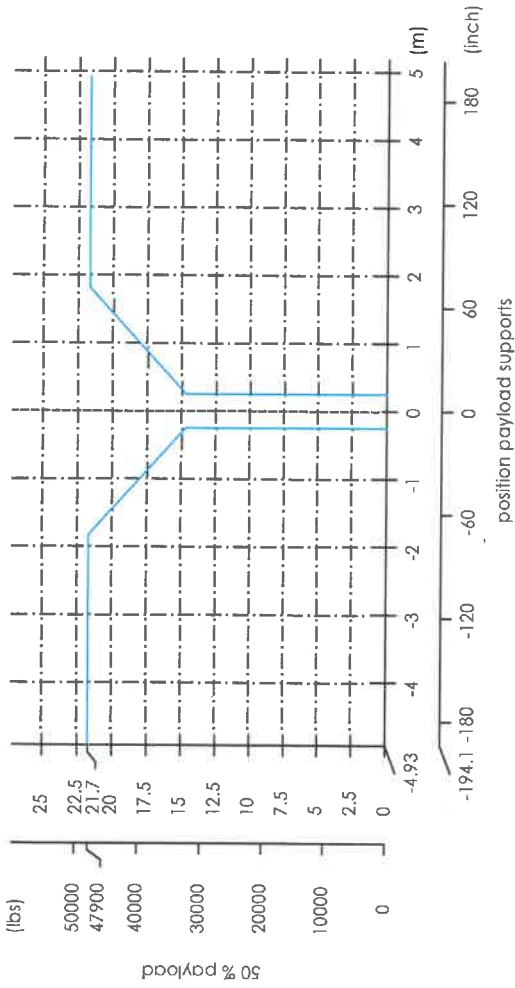


0 12/04/18 GBR
 Zeichn.: **FEL_SWD-259282** Rev.: **0**
Load support requirement
 Mega-Z-3L-V-KBX-A-30AT-7.0(2.54)-17.5-2.54-(US)

Datum	Name	1:50
Gez. 20/03/2017	BoastingC	A3
gepr. 12/04/18	Brüsg	

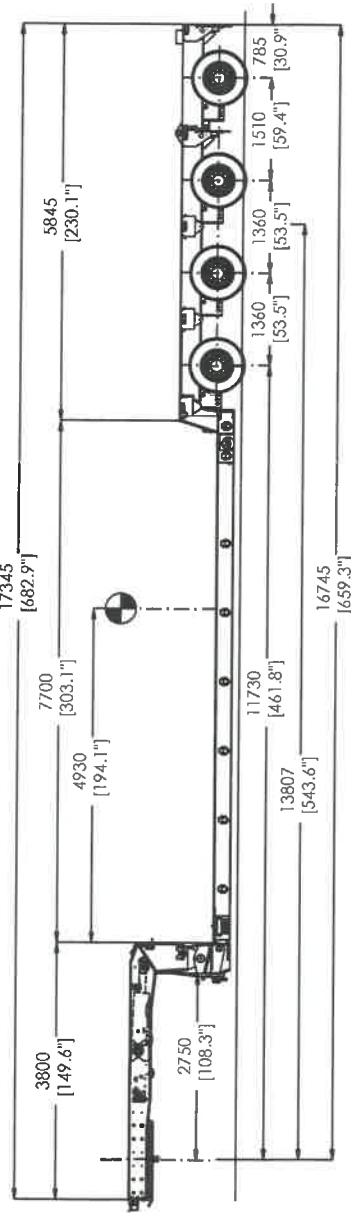
www.faymonville.com
 gener@faymonville.com
 Faymonville Trailers to the Max
 100 rue de la Vallée - 59120 Valenciennes - France
 +33 (0)3 20 30 10 00

payload on 2 supports (symmetric)



C.O.G.

(max. theoretical payload: 95800 lbs)



20000 lbs 20000 lbs 20000 lbs 20000 lbs

Zeichnung: WWP_IBF-009650(1) Rev.: A3

gef.	Datum	Name
04.02.19	BSC	1:75
gepr.		A3

FAYMONVILLE
TRAILERS TO THE MAX

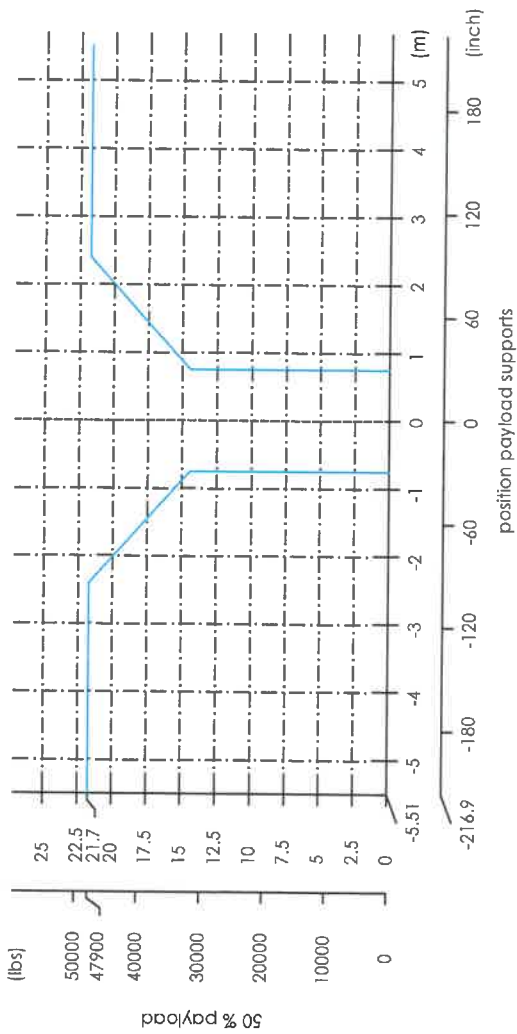
Load Chart

Mega-Z-4(3+1)-V-KBX-A-30AT-7.70-17.5-2.54-(US)
 Faymonville Distribution AG
 Duarströos 8
 L-9990 Weiswampach
 Tel.: +352 / 26 90 04 155
 Fax.: +352 / 26 90 04 425
 E-Mail: general@faymonville.com
 Web: www.faymonville.com

Caution : the load chart does not take the deflection of the lowbed into account. The deflection of the lowbed has a direct impact on the ground clearance and on the axle compensation.

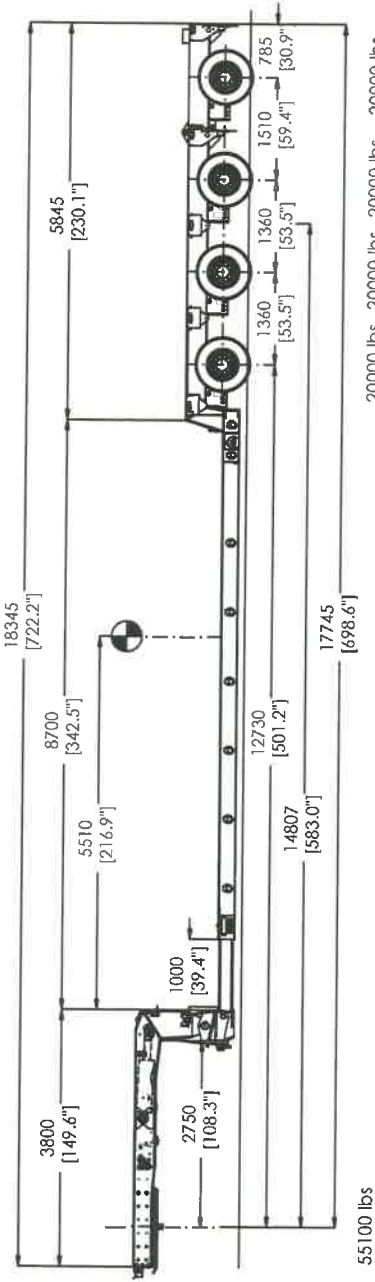


payload on 2 supports (symmetric)



C.O.G.

(max. theoretical payload: 95800 lbs)



20000 lbs 20000 lbs 20000 lbs 20000 lbs

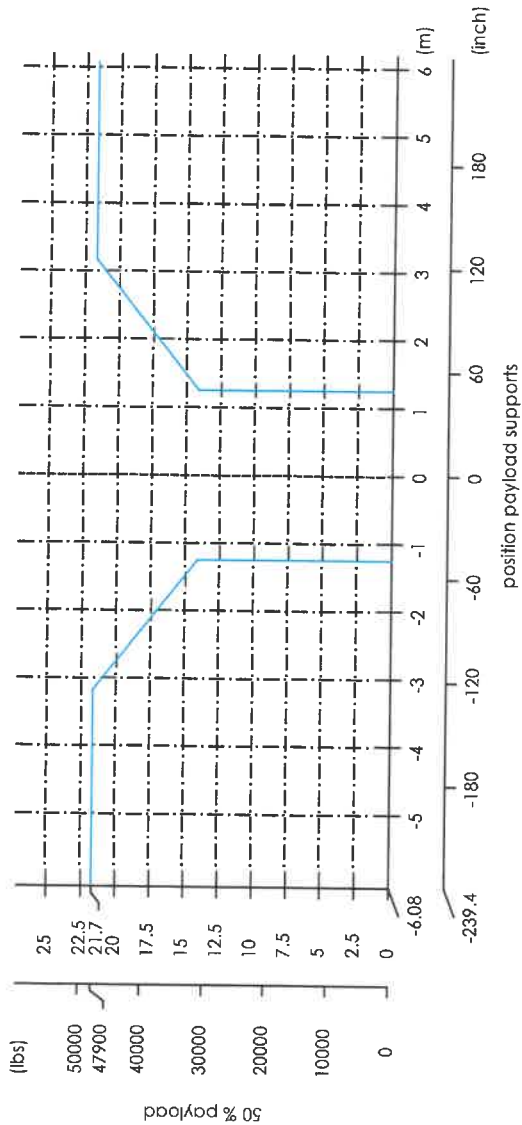
Load Chart

Zeichnung: WWP_TBF-009650(2) Rev.:-
 Datum 04.02.19 Name BSC
 gez. gep.
 Faymonville Distribution AG
 Duarrestroos 8
 L-9990 Weiswampach
 Tel.: +352 / 26 90 04 155
 Fax.: +352 / 26 90 04 425
 E-Mail: general@faymonville.com
 Web: www.faymonville.com



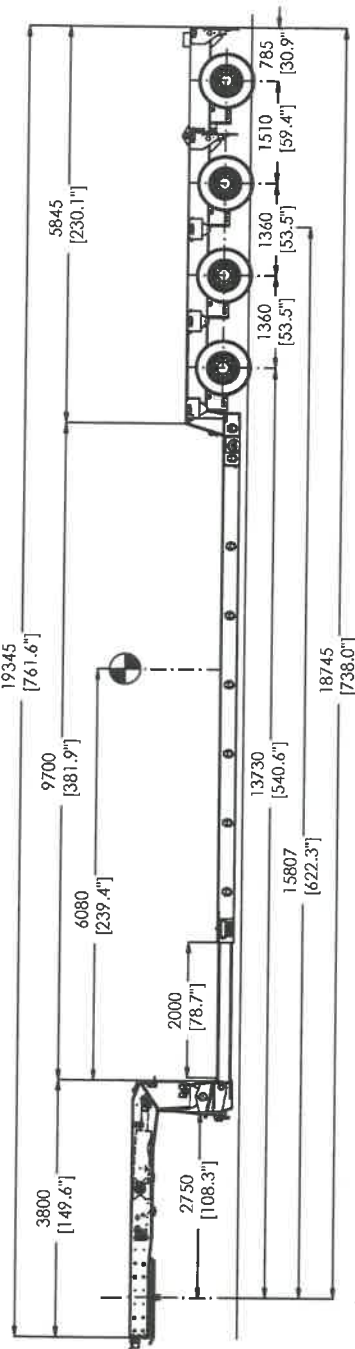
Caution : the load chart does not take the deflection of the lowbed into account.
 The deflection of the lowbed has a direct impact on the ground clearance and on the axle compensation.

payload on 2 supports (symmetric)



C.O.G.

(max. theoretical payload: 95800 lbs)



20000 lbs 20000 lbs 20000 lbs 20000 lbs

Zeichnung: WWP_TBF-009650(3) Rev.:-

gez.	Datum	Name	1:75	A3
gepr.	04.02.19	BSC		

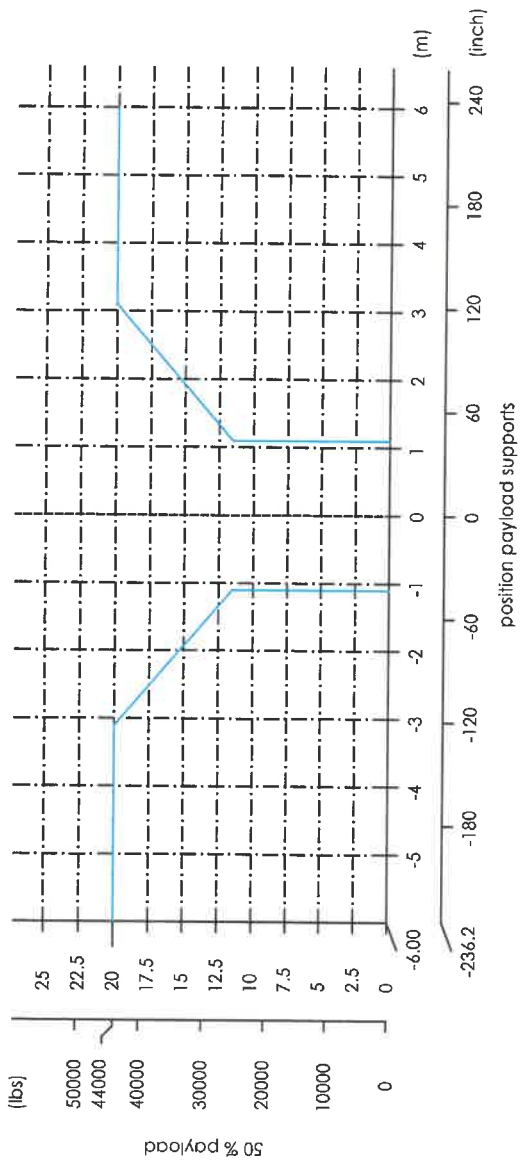
Load Chart
 Mega-Z-4(3+)|L-V-KBX-A-30AT-7.70-17.5-2.54-(US)
 Faymonville Distribution AG
 Duarreisfröos 8
 L-9990 Weiswampach
 Tel.: +352 / 26 90 04 155
 Fax.: +352 / 26 90 04 425
 E-Mail: general@faymonville.com
 Web: www.faymonville.com



Caution : the load chart does not take the deflection of the lowbed into account. The deflection of the lowbed has a direct impact on the ground clearance and on the axle compensation.

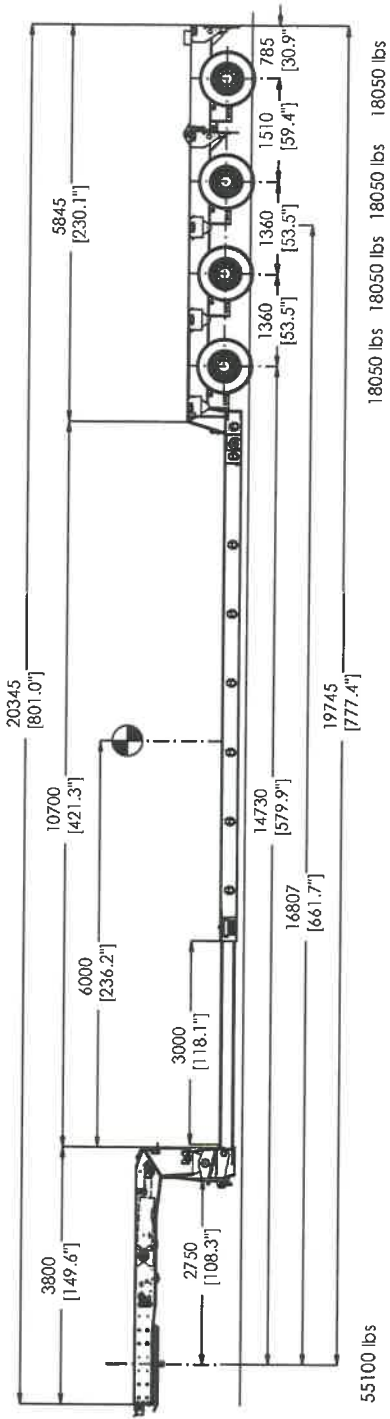


payload on 2 supports (symmetric)



C.O.G.

(max. theoretical payload: 88000 lbs)



Zeichnung: WWP_BF-009650(4)

Load Chart

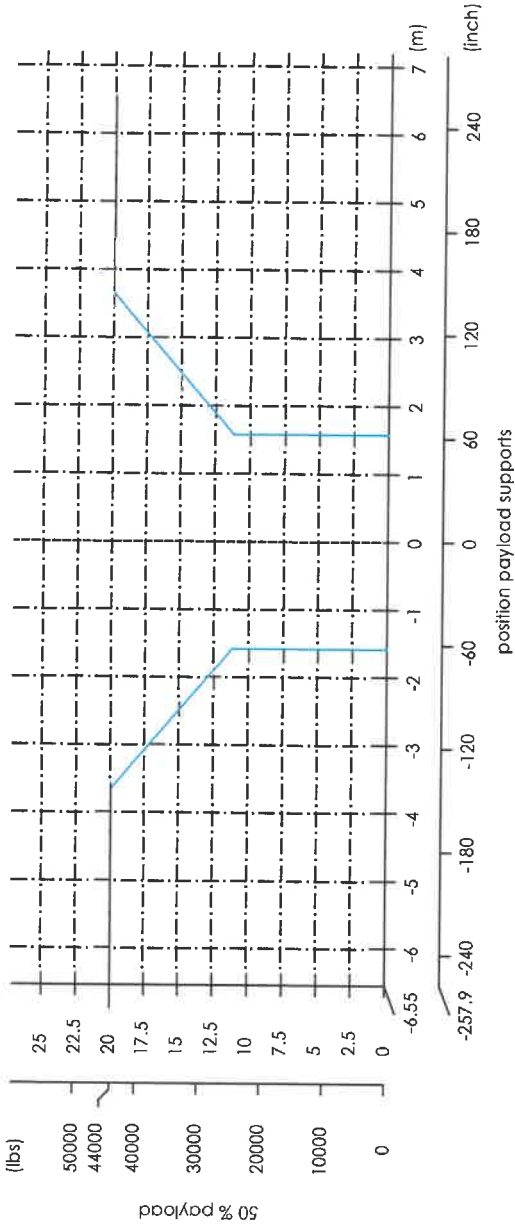
Rev.:-	1:75 A3	
Datum	04.02.19	
Name	BSC	
gez.	gepl.	

Mega-Z-4(3+1)-V-KBX-A-30AT-7.70-17.5-2.54-US
 Faymonville Distribution AG
 Duarrestroos 8
 L-9990 Weiswampach
 Tel.: +352 / 26 90 04 155
 Fax.: +352 / 26 90 04 425
 E-Mail: general@faymonville.com
 Web: www.faymonville.com



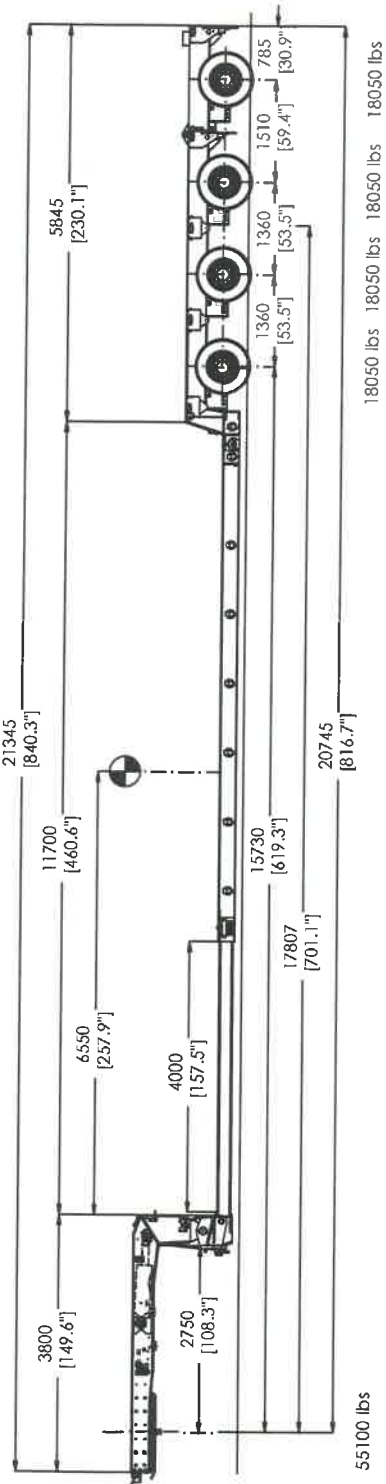
Caution: the load chart does not take the deflection of the lowbed into account. The deflection of the lowbed has a direct impact on the ground clearance and on the axle compensation.

payload on 2 supports (symmetric)



C.O.G.

(max. theoretical payload: 88000 lbs)



Zeichnung: WWP_TBF-009650(5) Rev.: A3

Datum	Name	1:75	A3
04.02.19	BSC		
gez.			
gepr.			

Load Chart

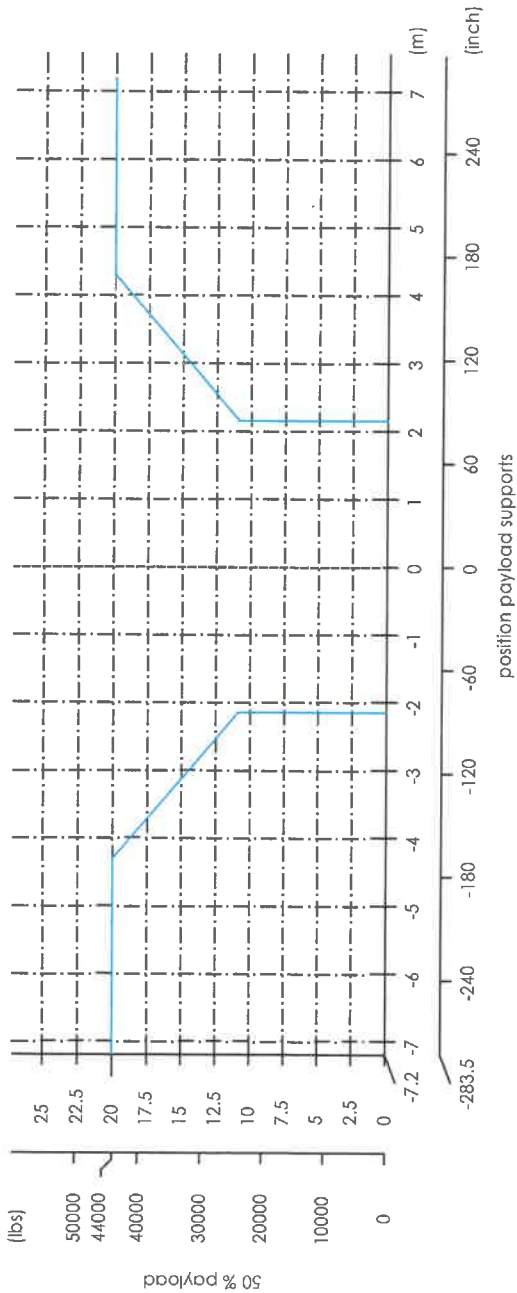
Mega-Z-4(3+1)-V-KBX-A-30AT-7.70-17.5-2.54-(US)
 Faymonville Distribution AG
 Duarrefstroos 8
 L-9990 Weiswampach
 Tel.: +352 / 26 90 04 155
 Fax.: +352 / 26 90 04 425
 E-Mail: general@faymonville.com
 Web: www.faymonville.com



Caution: the load chart does not take the deflection of the lowbed into account. The deflection of the lowbed has a direct impact on the ground clearance and on the axle compensation.

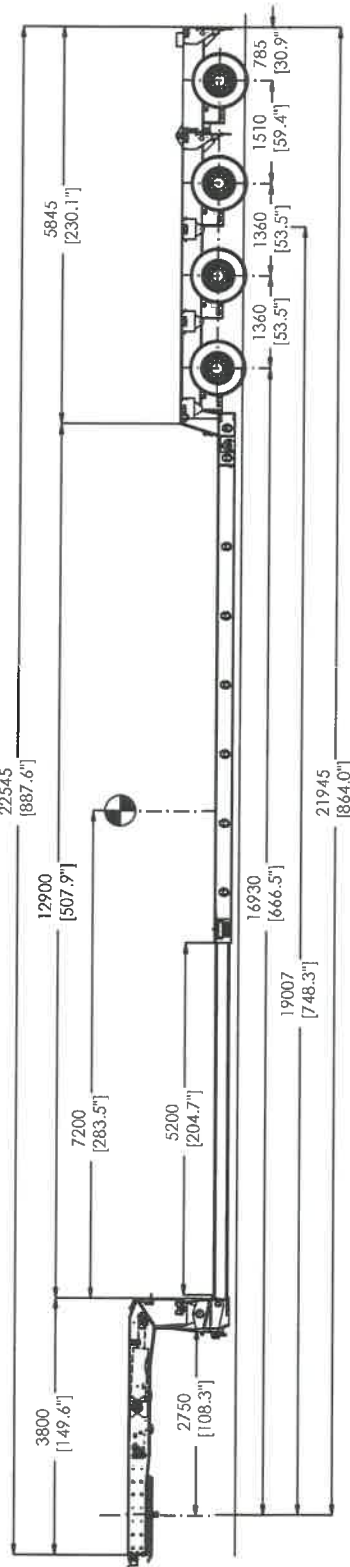


payload on 2 supports (symmetric)



C.O.G.

(max. theoretical payload: 88000 lbs)



18050 lbs 18050 lbs 18050 lbs 18050 lbs

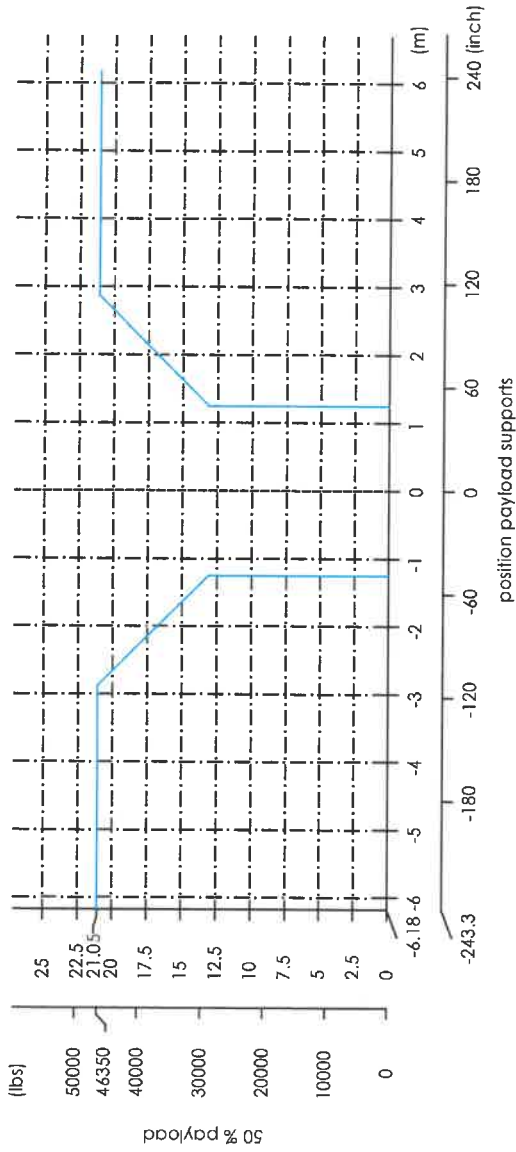
Zeichnung: WWP_TBF-009650(6)		Rev.:-
Datum	Name	1:75 A3
gez. 04.02.19	BSC	
gepr.		

Load Chart
 Mega-Z-4(3+1)-V-KBX-A-30AT-7.70-17.5-2.54-[US]
 Faymonville Distribution AG
 Duarretstrooss 8
 L-9990 Weiswampach
 Tel.: +352 / 26 90 04 155
 Fax.: +352 / 26 90 04 425
 E-Mail: general@faymonville.com
 Web: www.faymonville.com

Caution : the load chart does not take the deflection of the lowbed into account. The deflection of the lowbed has a direct impact on the ground clearance and on the axle compensation.

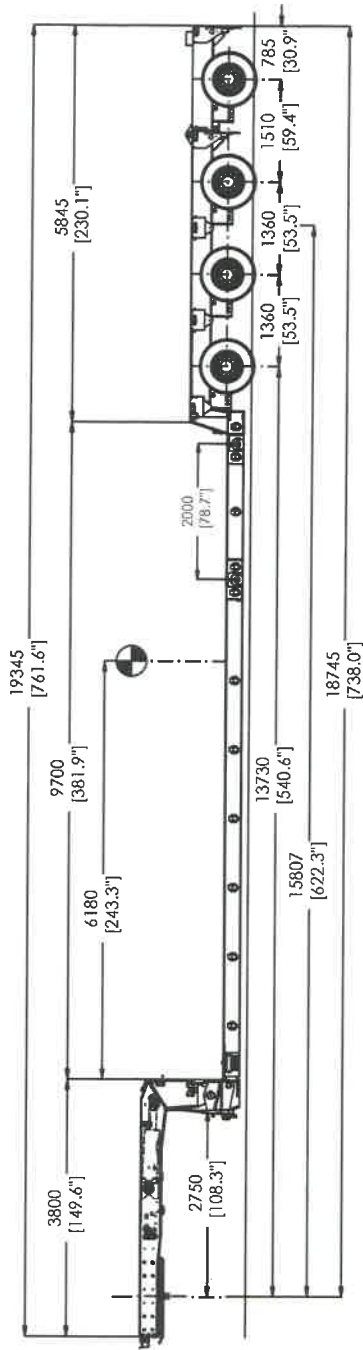


payload on 2 supports (symmetric)



C.O.G.

(max. theoretical payload: 92700 lbs)



55100 lbs
20000 lbs 20000 lbs 20000 lbs 20000 lbs

Zeichnung: WWP_IBF-009650(7)

Rev.:-

gez.	04.02.19	BSC	Name	1:75	A3
gepr.					

Load Chart

Mega-Z-4(3+)-V-KBX-A-30A1-7.70-17.5-2.54-(US)

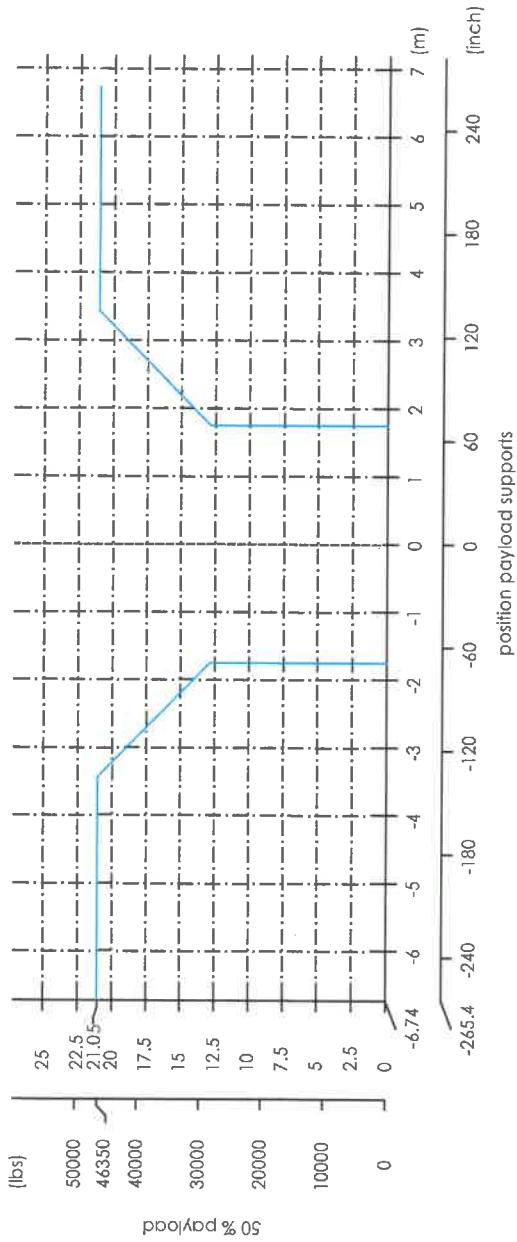
Faymonville Distribution AG
Duarreistrooss 8
L-9990 Weiswampach
Tel.: +352 / 26 90 04 155
Fax.: +352 / 26 90 04 425
E-Mail: general@faymonville.com
Web: www.faymonville.com



Caution : the load chart does not take the deflection of the lowbed into account.
The deflection of the lowbed has a direct impact on the ground clearance and on the axle compensation.

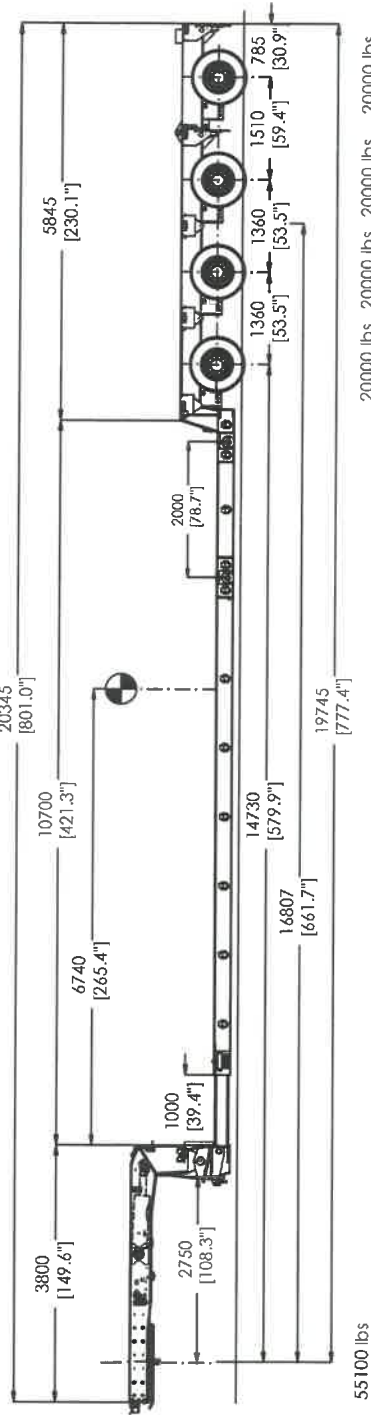


payload on 2 supports (symmetric)



C.O.G.

(max. theoretical payload: 92700 lbs)



Zeichnung: WWP_IBF-009650(8)

Rev.:-

gbz.	Datum	Name	1:75	A3
gepr.	04.02.19	BSC		

Load Chart

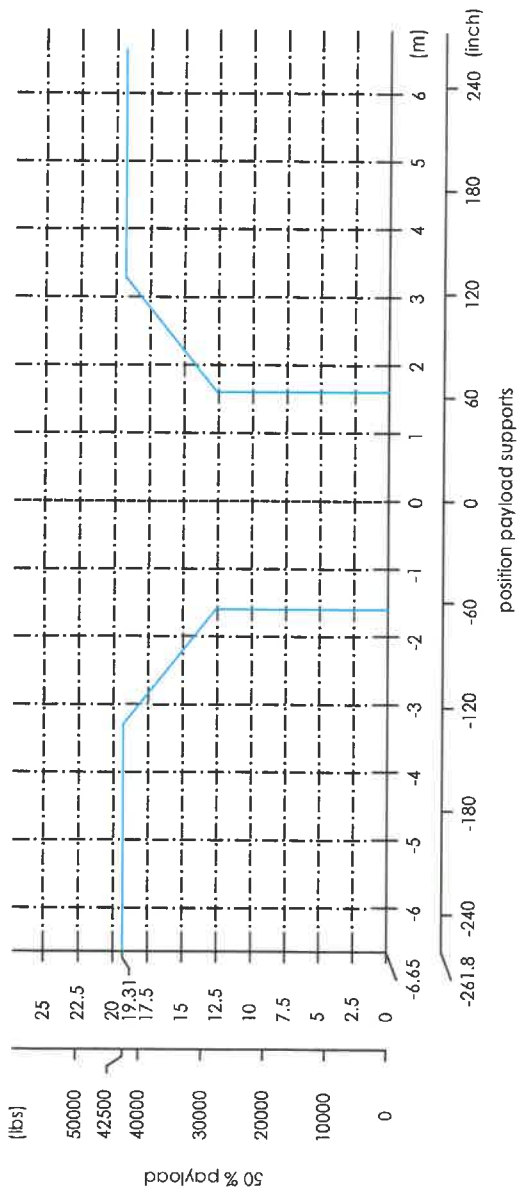
Mega-Z-4(3+1)-Y-KBX-A-30A1-7.70-17.5-2.54-(US)

Faymonville Distribution AG
 Duarretrooss 8
 L-9990 Weiswampach
 Tel.: +352 / 26 90 04 155
 Fax.: +352 / 26 90 04 425
 E-Mail : general@faymonville.com
 Web : www.faymonville.com



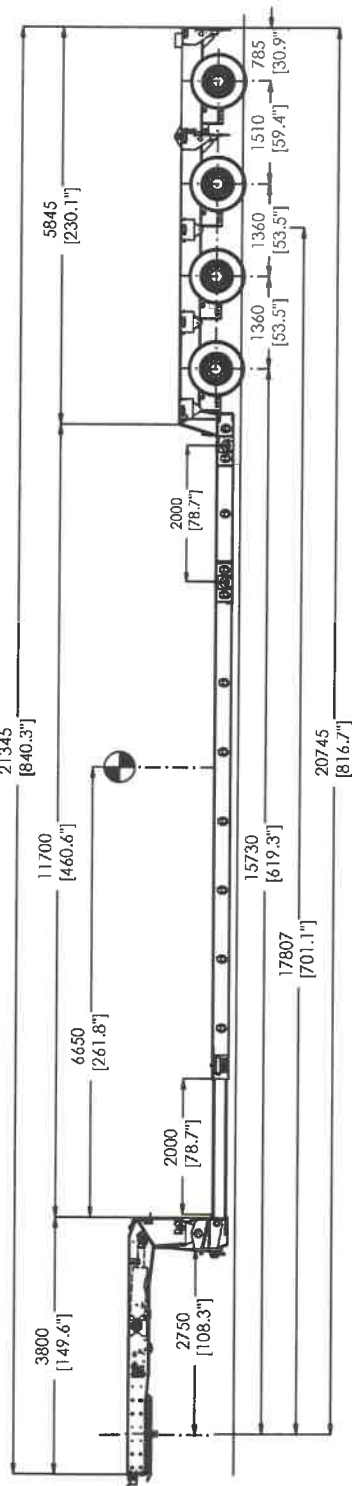
Caution : the load chart does not take the deflection of the lowbed into account. The deflection of the lowbed has a direct impact on the ground clearance and on the axle compensation.

payload on 2 supports (symmetric)



C.O.G.

(max. theoretical payload: 85000 lbs)



18080 lbs 18080 lbs 18080 lbs 18080 lbs

Zeichnung: WWP_IBF-009650(9)

Rev.:-

Load Chart
 Mega-Z-4(3+1)L-V-KBX-A-30AT-7.70-17.5-2.54-(US)

gezt.	04.02.19	BSC	Name	1:75	A3
geprt.					

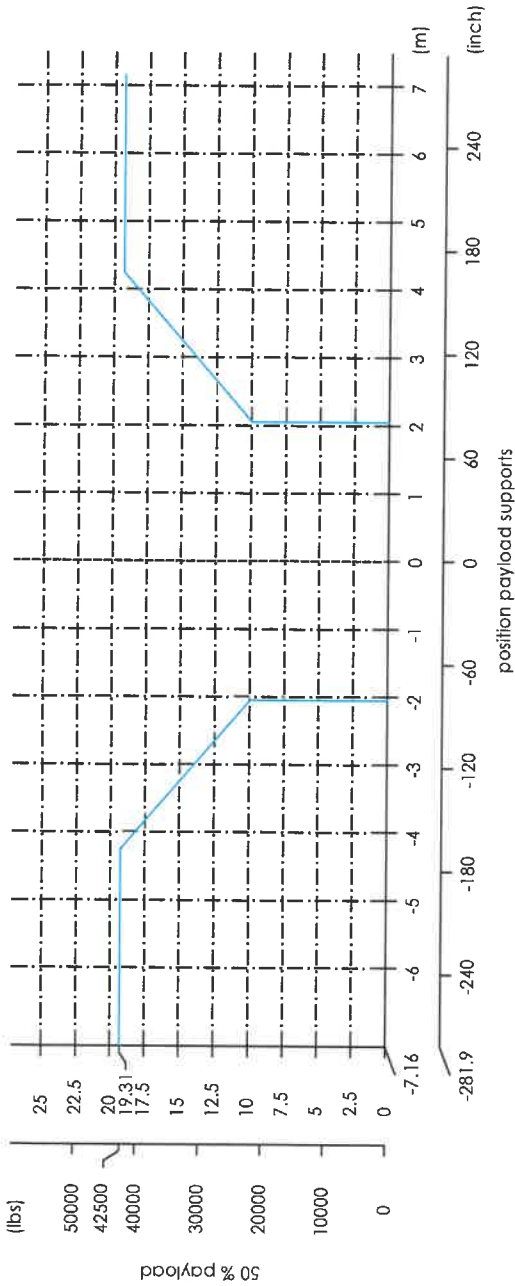
Faymonville Distribution AG
 Duarretstroos 8
 L-9990 Weiswampach
 Tel.: +352 / 26 90 04 155
 Fax.: +352 / 26 90 04 425
 E-Mail : general@faymonville.com
 Web : www.faymonville.com



Caution : the load chart does not take the deflection of the lowbed into account. The deflection of the lowbed has a direct impact on the ground clearance and on the axle compensation.

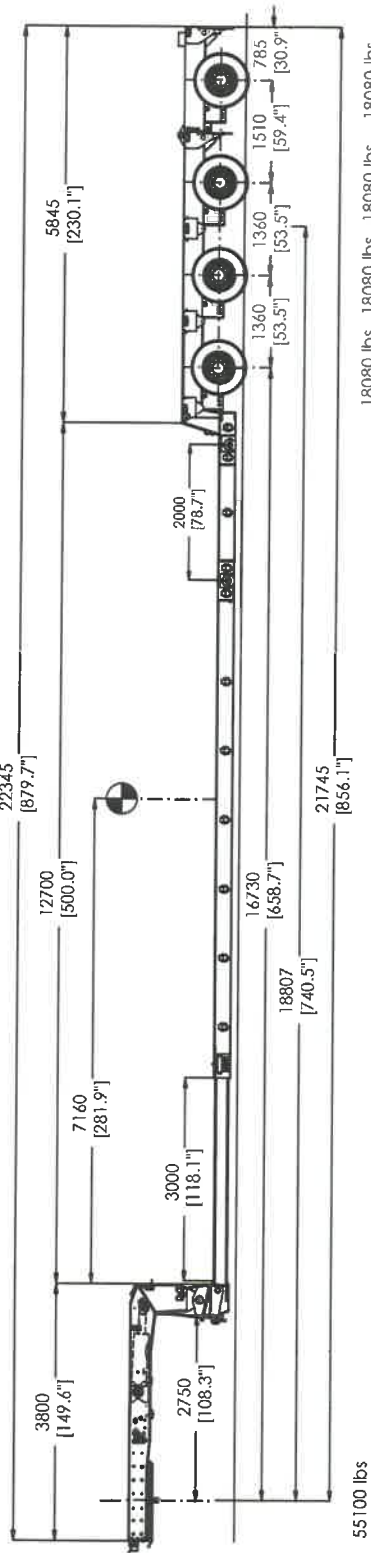


payload on 2 supports (symmetric)



C.O.G.

(max. theoretical payload: 85000 lbs)



18080 lbs 18080 lbs 18080 lbs 18080 lbs 18080 lbs

Zeichnung: WWP_TBF-009650(10)

Load Chart

Mega-Z-4(3+1)-V-KBX-A-30AT-7,70-17,5-2,54-(US)

Rev.:	A3	
1:75	A3	
Datum	Name	
04.02.19	BSC	
gepr.		
gepr.		

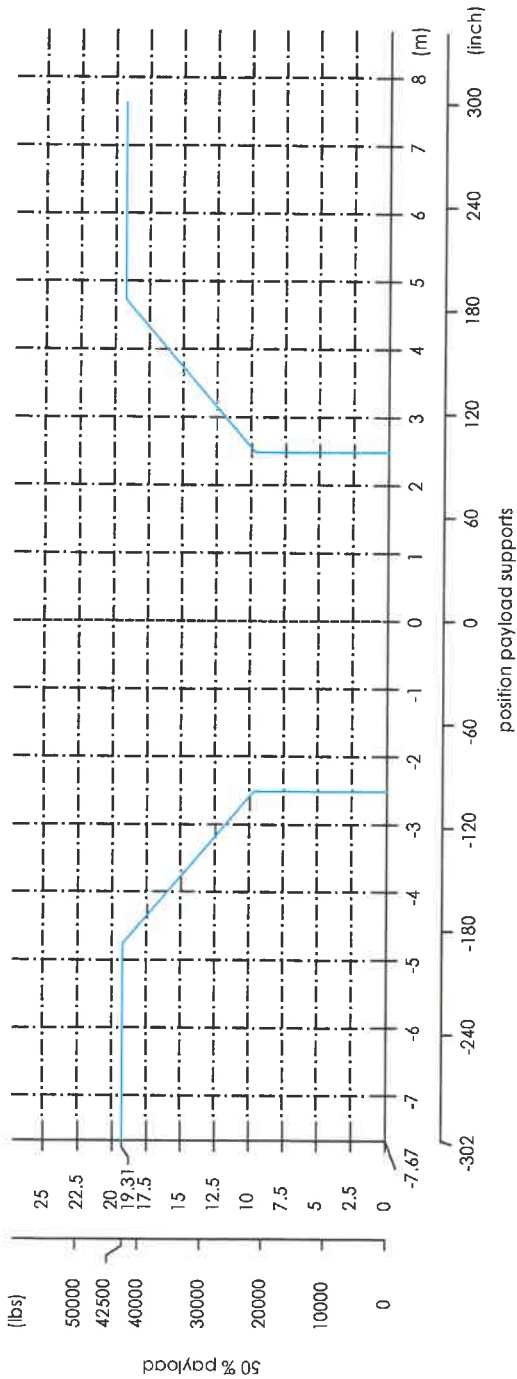
Faymonville Distribution AG
 Duarrestroos 8
 L-9990 Weiswampach
 Tel.: +352 / 26 90 04 155
 Fax.: +352 / 26 90 04 425
 E-Mail : general@faymonville.com
 Web : www.faymonville.com



Caution : the load chart does not take the deflection of the lowbed into account. The deflection of the lowbed has a direct impact on the ground clearance and on the axle compensation.

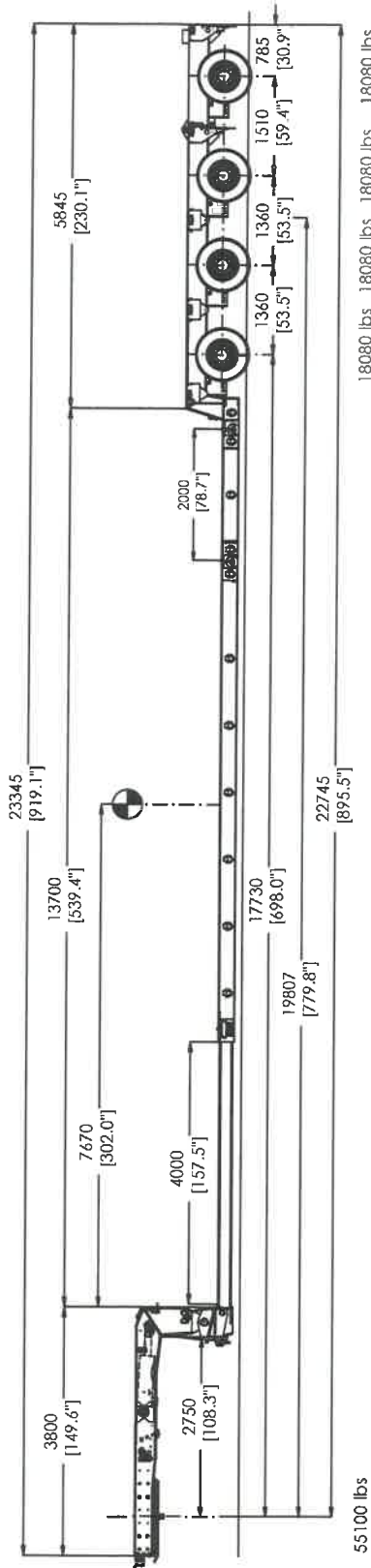


payload on 2 supports (symmetric)



C.O.G.

(max. theoretical payload: 85000 lbs)

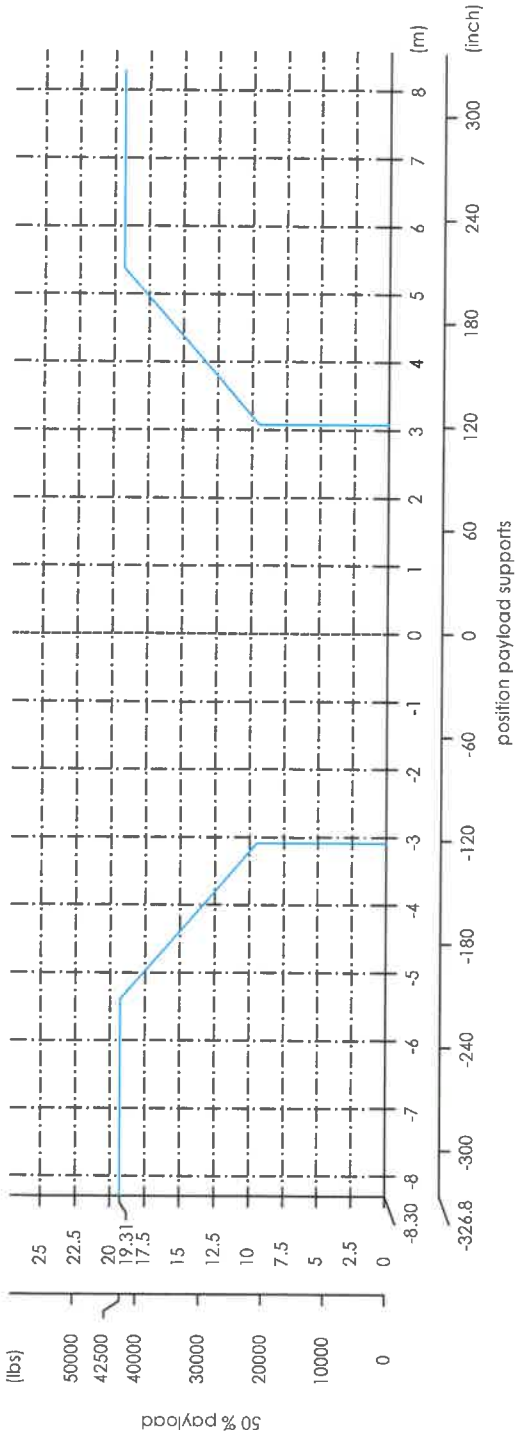


Zeichnung: WWP_TBF-009650(11)		Rev.:-	
gez. 04.02.19	BSC	1:75	A3
gepr.			

Load Chart
 Mega-Z-4(3+)-L-V-KBX-A-30AT-7.70-17.5-2.54-(US)
 Faymonville Distribution AG
 Duurreistroos 8
 L-9990 Weiswampach
 Tel.: +352 / 26 90 04 155
 Fax.: +352 / 26 90 04 425
 E-Mail: general@faymonville.com
 Web: www.faymonville.com

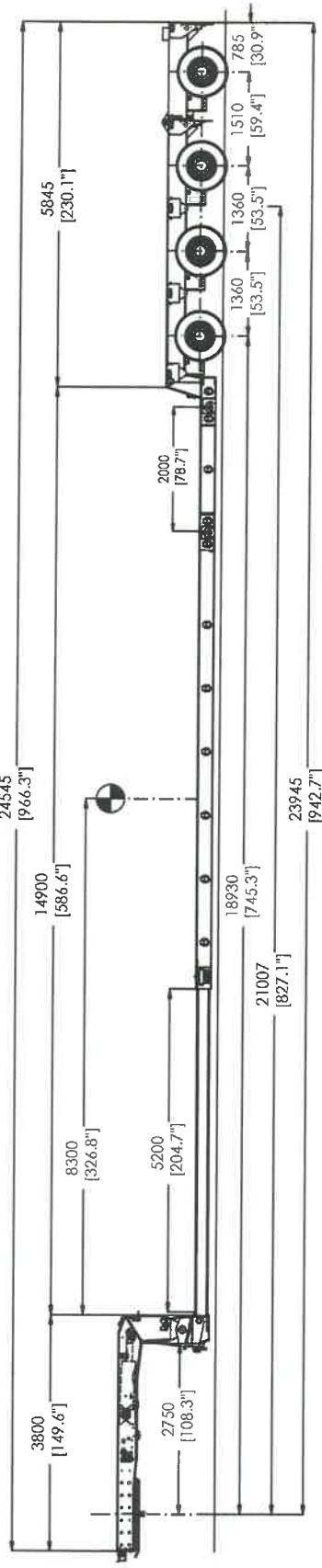
Caution : the load chart does not take the deflection of the lowbed into account.
 The deflection of the lowbed has a direct impact on the ground clearance and on the axle compensation.

payload on 2 supports (symmetric)



C.O.G.

(max. theoretical payload: 85000 lbs)



55100 lbs

18080 lbs 18080 lbs 18080 lbs 18080 lbs

Zeichnung: WWP_TBF-009650(12) Rev.:-

Datum	Name	Rev.
04.02.19	BSC	1/75 A3
gez.		
gepr.		

Load Chart

Mega-Z-4(3+1)-V-KBX-A-30A1-7.70-17.5-2.54-(US)

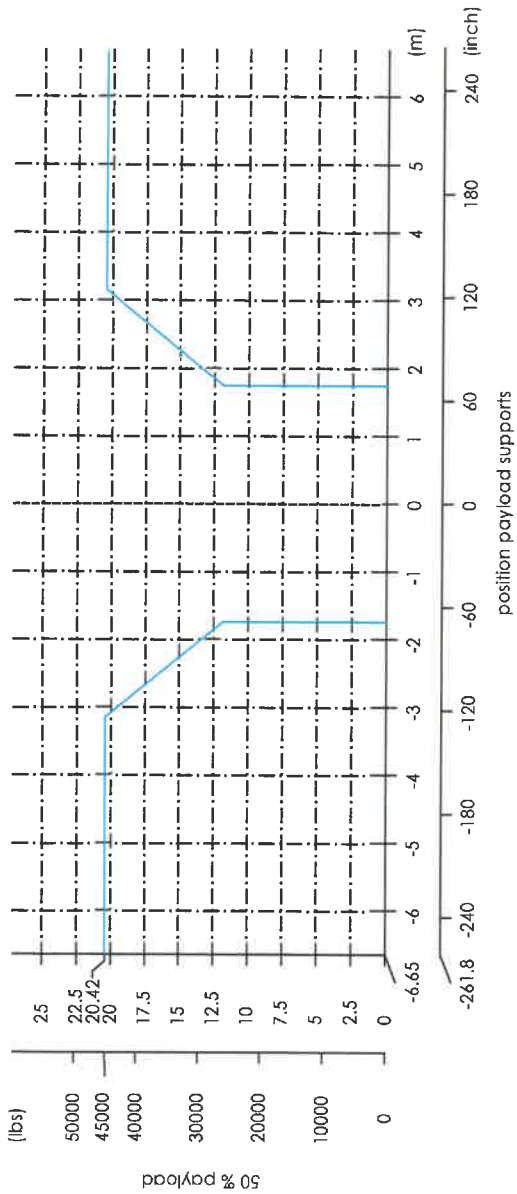
Faymonville Distribution AG
 Duarreisroos 8
 L-9990 Weiswampach
 Tel.: +352 / 26 90 04 155
 Fax.: +352 / 26 90 04 425
 E-Mail : general@faymonville.com
 Web : www.faymonville.com



Caution : the load chart does not take the deflection of the lowbed into account. The deflection of the lowbed has a direct impact on the ground clearance and on the axle compensation.

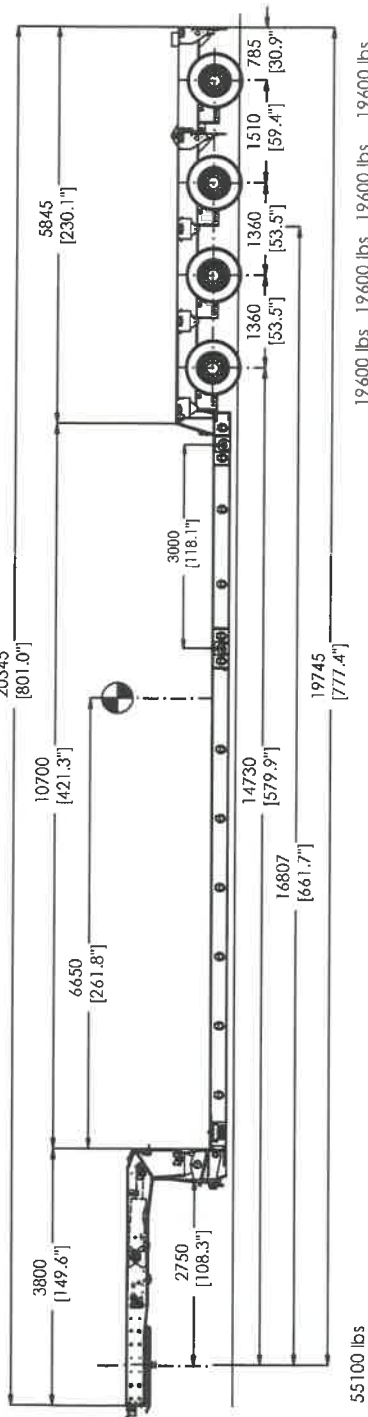


payload on 2 supports (symmetric)



C.O.G.

(max. theoretical payload: 90000 lbs)



Zeichnung : WWP_TBf-009650(13)		Rev.:-	
Datum	Name	1,75	A3
gez. 04.02.19	BSC		
gepr.			

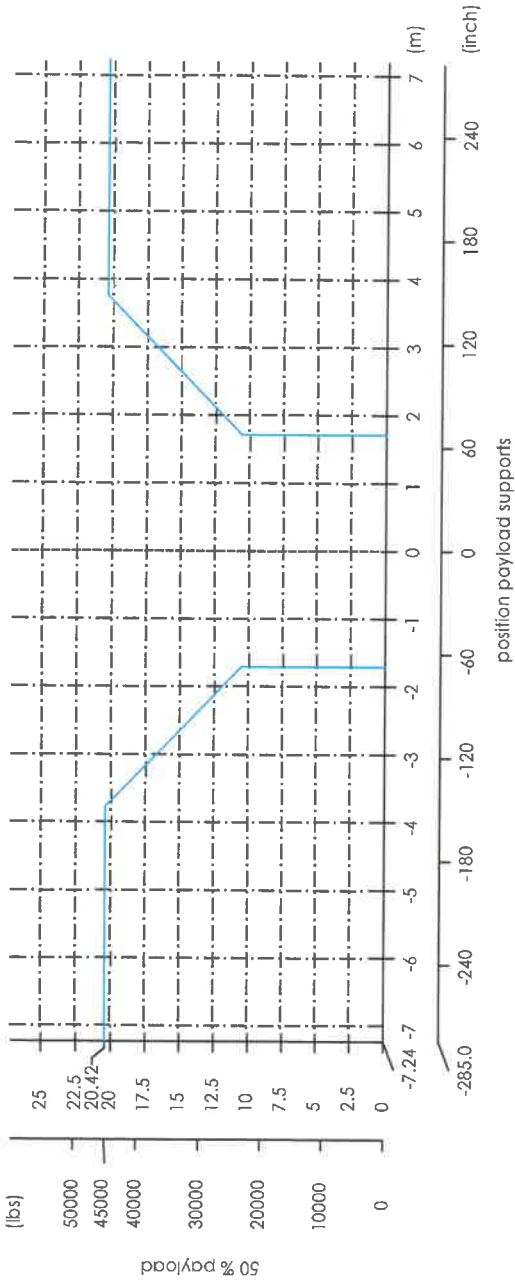
Load Chart

Mega-Z-4(3+1)L-V-KBX-A-30AT-7.70-17.5-2.54-[US]
 Faymonville Distribution AG
 Duarretstroos 8
 L-9990 Weiswampach
 Tel.: +352 / 26 90 04 155
 Fax.: +352 / 26 90 04 425
 E-Mail : general@faymonville.com
 Web : www.faymonville.com



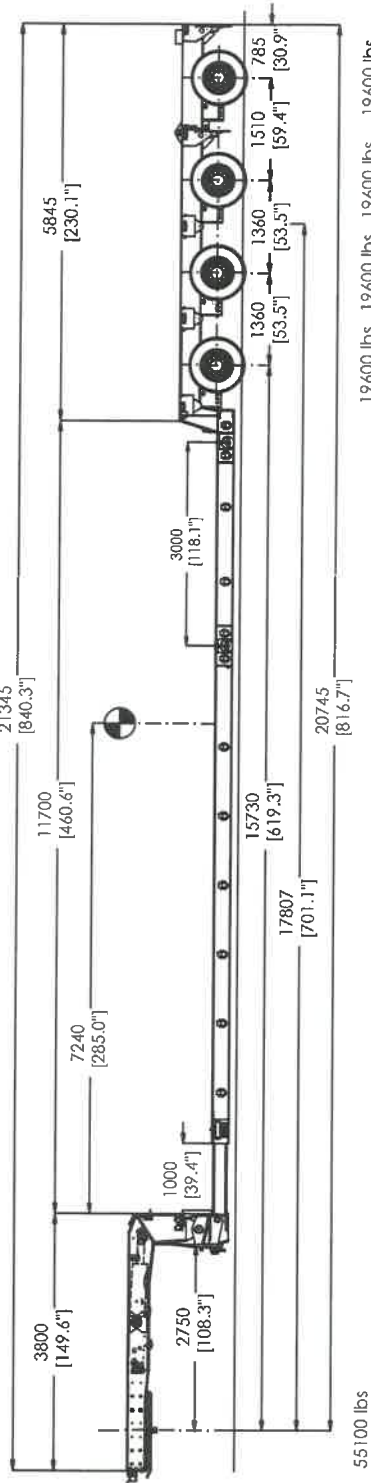
Caution : the load chart does not take the deflection of the lowbed into account. The deflection of the lowbed has a direct impact on the ground clearance and on the axle compensation.

payload on 2 supports (symmetric)



C.O.G.

(max. theoretical payload: 90000 lbs)



Zeichnung: WWP_TBF-009650(14) Rev.:-

Datum	Name	1:75	A3
04.02.19	BSC		
gez.			
gepr.			

Load Chart

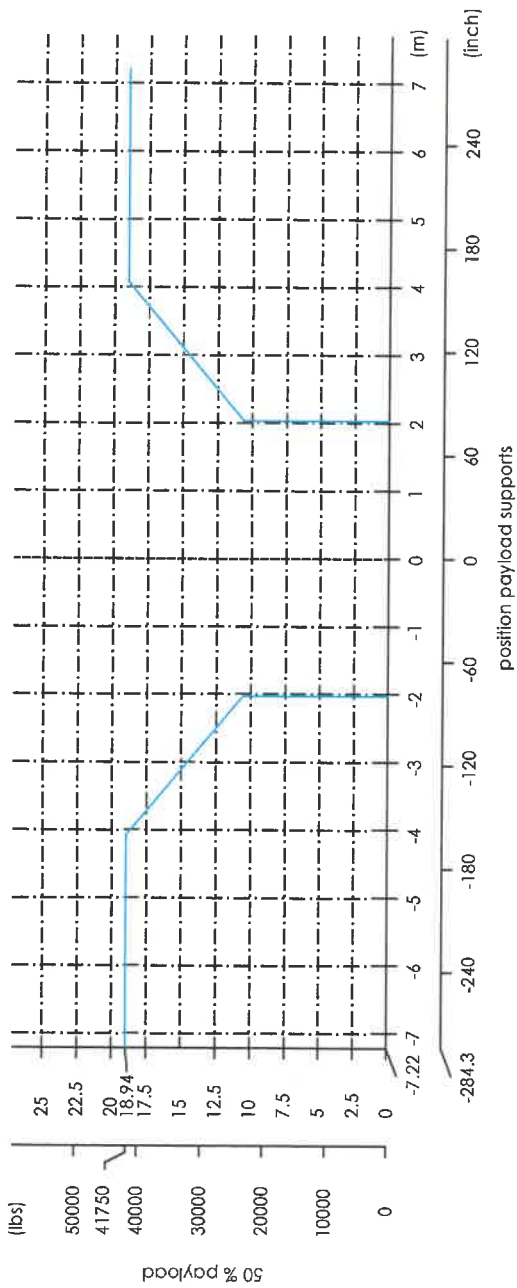
Mega-Z-4(3+1)L-V-KBX-A-30AT-7.70-17.5-2.54-(US)

Faymonville Distribution AG
 Duarrestrooss 8
 L-9990 Weiswampach
 Tel.: +352 / 26 90 04 155
 Fax.: +352 / 26 90 04 425
 E-Mail: general@faymonville.com
 Web: www.faymonville.com



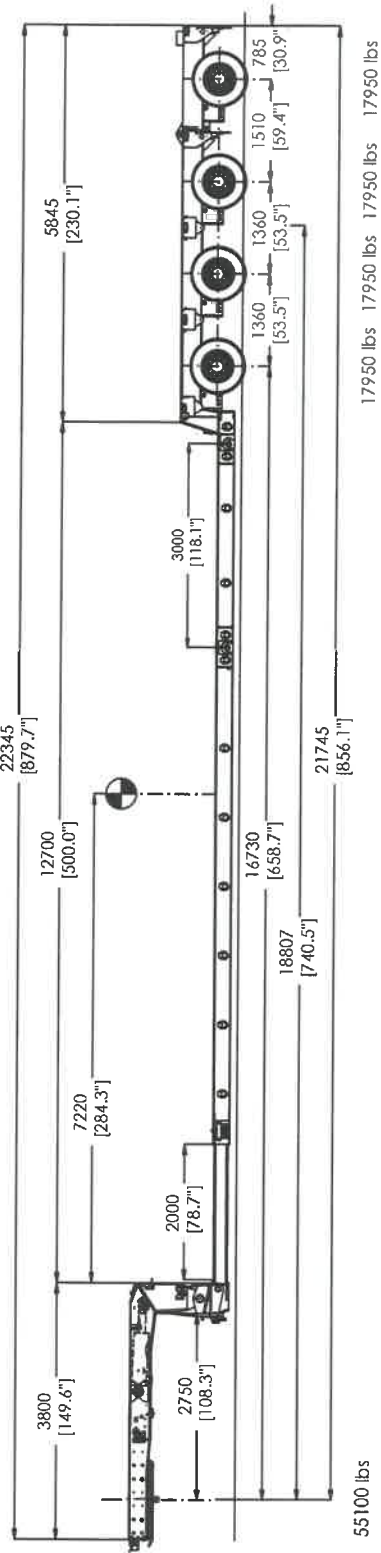
Caution : the load chart does not take the deflection of the lowbed into account. The deflection of the lowbed has a direct impact on the ground clearance and on the axle compensation.

payload on 2 supports (symmetric)



C.O.G.

(max. theoretical payload: 83500 lbs)
22345 [879.7"]



Zeichnung: WWP_IBF-009650(15) Rev: -

Datum	Name	1:75	A3
04.02.19	BSC		
gepr.			

Faymonville Distribution AG
 Duurreitstroos 8
 L-9990 Weiswampach
 Tel.: +352 / 26 90 04 155
 Fax.: +352 / 26 90 04 425
 E-Mail: general@faymonville.com
 Web: www.faymonville.com

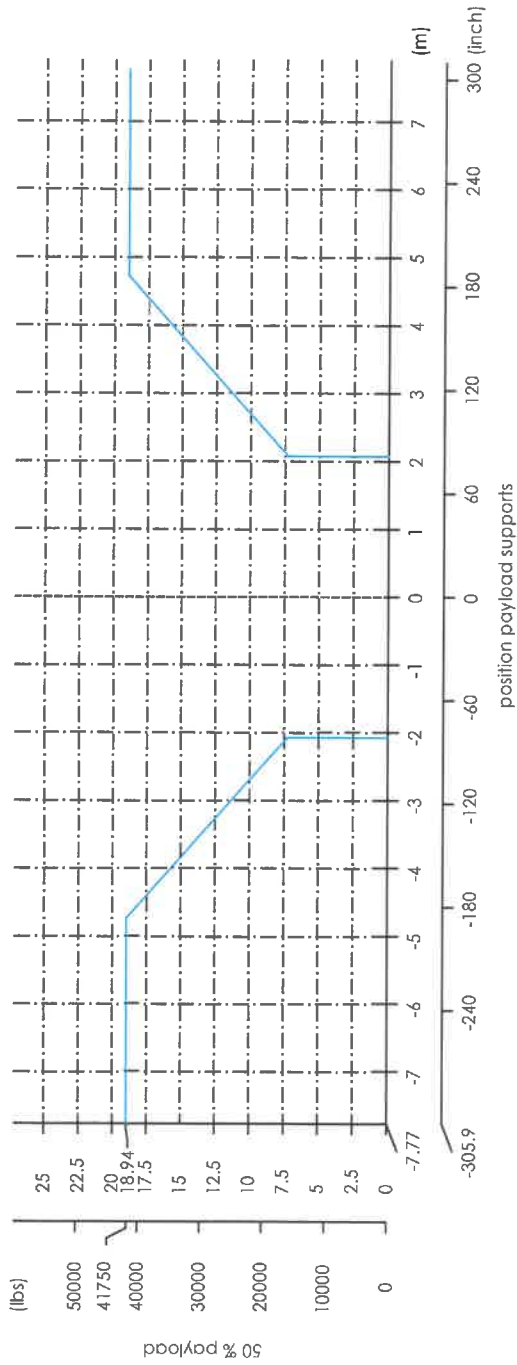
Load Chart

Mega-Z-4(3+1)L-V-KBX-A-30AT-7.70-17.5-2.54-[US]

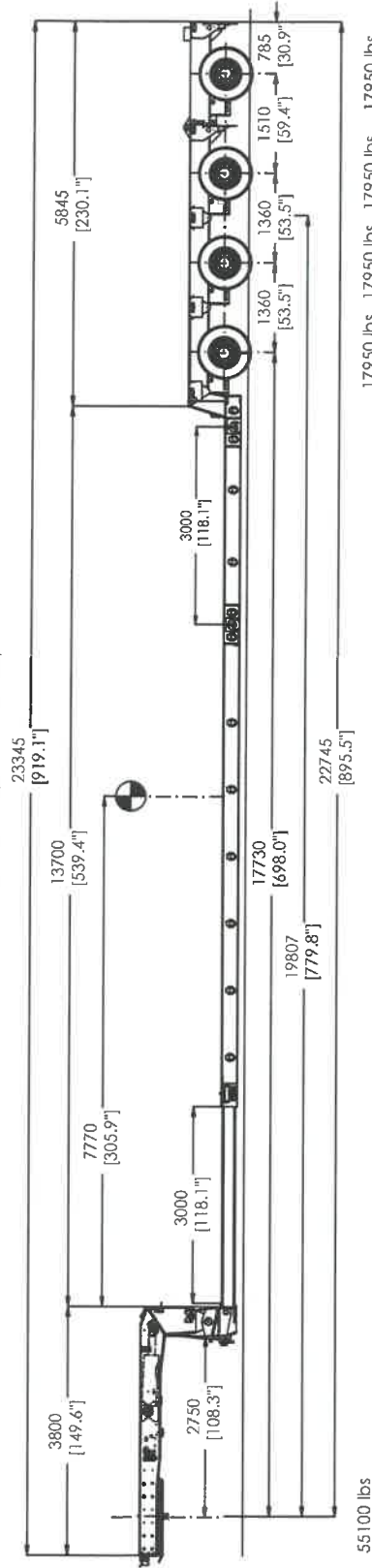
Caution : the load chart does not take the deflection of the lowbed into account. The deflection of the lowbed has a direct impact on the ground clearance and on the axle compensation.



payload on 2 supports (symmetric)



C.O.G.
(max. theoretical payload: 83500 lbs)



17950 lbs 17950 lbs 17950 lbs 17950 lbs

Zeichnung: WWP_TBF-009650(16)

Rev.:-		1:75 A3	
Datum	Name		
gez. 04.02.19	BSC		
gepr.			

Load Chart

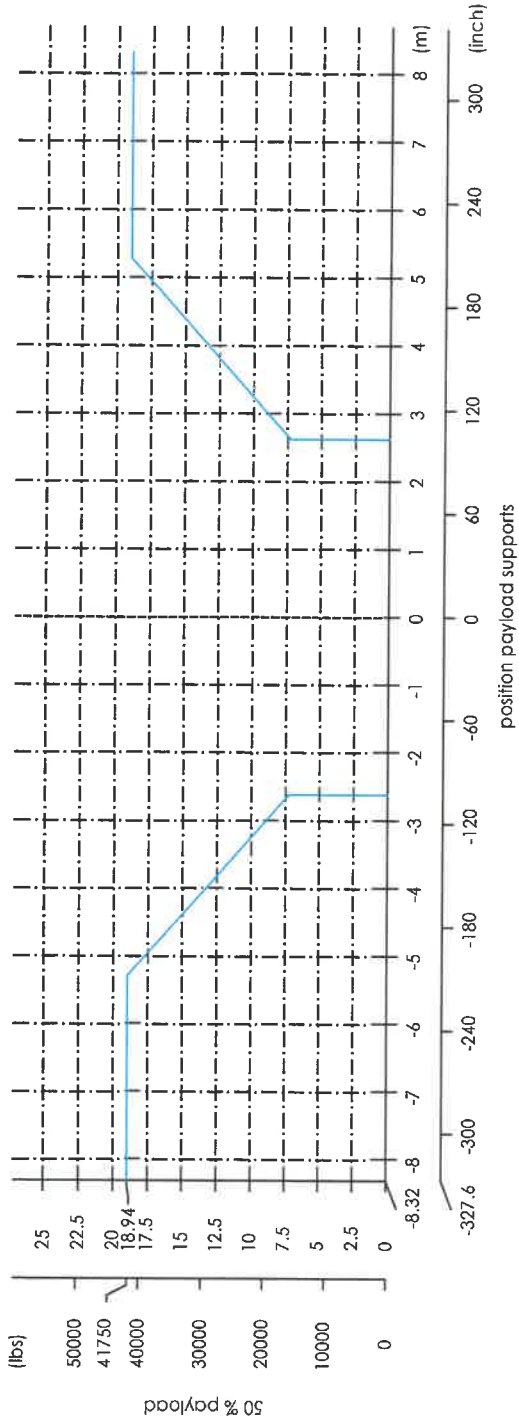
Mega-Z-4(3+1)L-V-KBX-A-30AT-7.70-17.5-2.54-US

Faymonville Distribution AG
Duarreltroos 8
L-9990 Weiswampach
Tel.: +352 / 26 90 04 155
Fax.: +352 / 26 90 04 425
E-Mail: general@faymonville.com
Web: www.faymonville.com



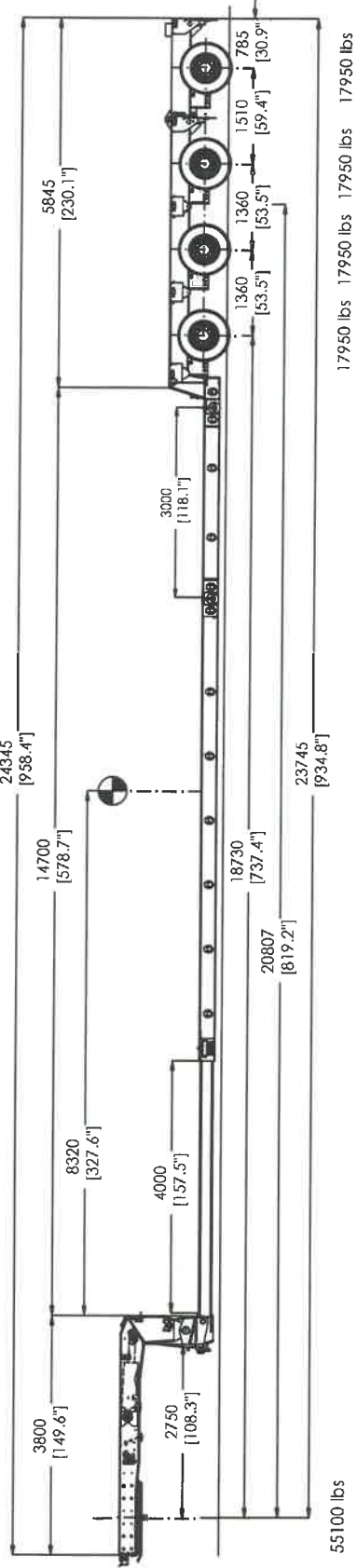
Caution : the load chart does not take the deflection of the lowbed into account.
The deflection of the lowbed has a direct impact on the ground clearance and on the axle compensation.

payload on 2 supports (symmetric)



C.O.G.

(max. theoretical payload: 83500 lbs)



Zeichnung: WWP_TBF-009650(17)

Rev.:-

Datum	Name	1:75	A3
gez. 04.02.19	BSC		
gepr.			

Load Chart

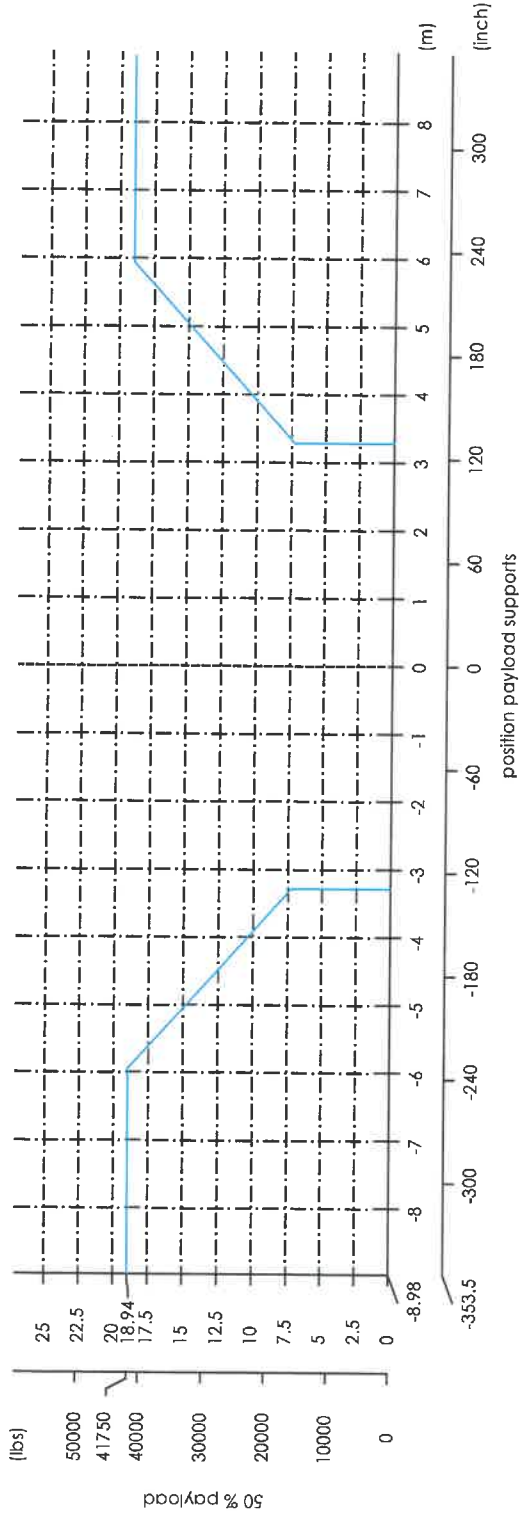
Mega-Z(3+)-L-V-KBX-A-30AT-7.70-17.5-2.54-(US)

Faymonville Distribution AG
 Duarreistrasse 8
 L 9990 Weiswampach
 Tel.: +352 / 26 90 04 155
 Fax.: +352 / 26 90 04 425
 E-Mail: general@faymonville.com
 Web: www.faymonville.com



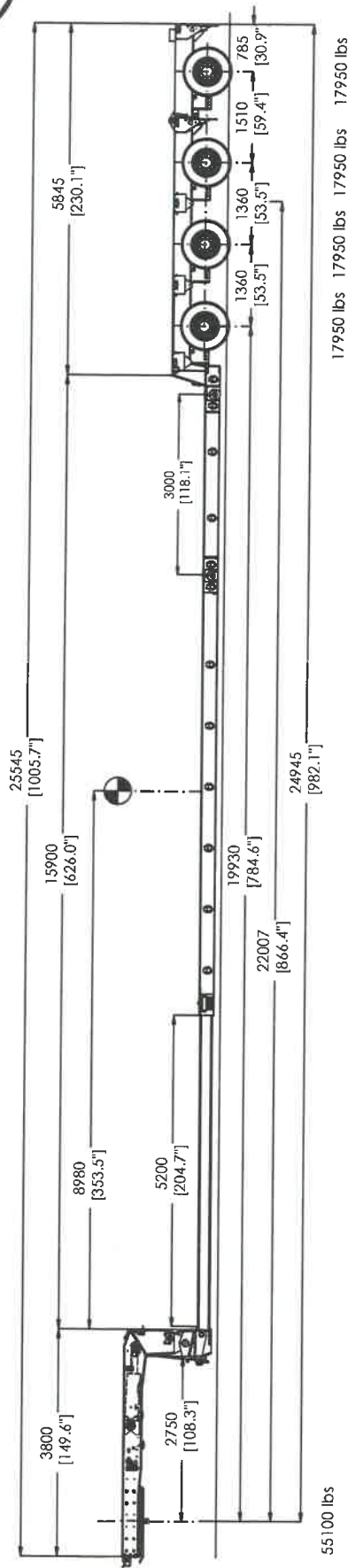
Caution: the load chart does not take the deflection of the lowbed into account. The deflection of the lowbed has a direct impact on the ground clearance and on the axle compensation.

payload on 2 supports (symmetric)



C.O.G.

(max. theoretical payload: 83500 lbs)



Zeichnung: WWP_IBF-009650(18)

Rev.:-

Datum	Name	1:75	A3
04.02.19	BSC		
gepr.			

Load Chart

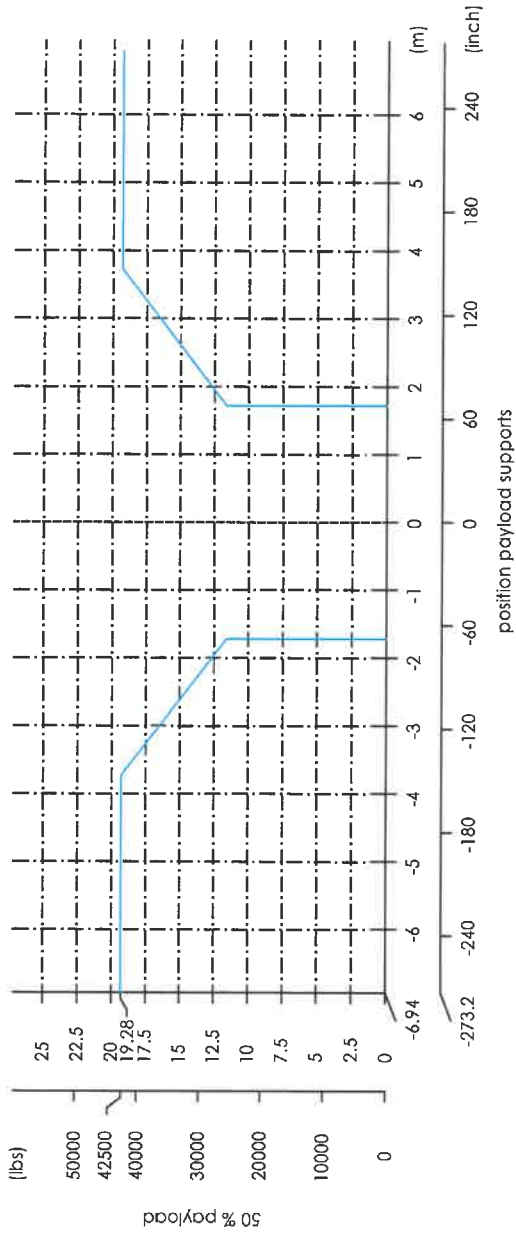
Mega-Z4(3+)-L-V-KBX-A-30A1-7.70-17.5-2.54-US

Faymonville Distribution AG
 Duarreifstroass 8
 L-9990 Weiswampach
 Tel.: +352 / 26 90 04 155
 Fax.: +352 / 26 90 04 425
 E-Mail : general@faymonville.com
 Web : www.faymonville.com



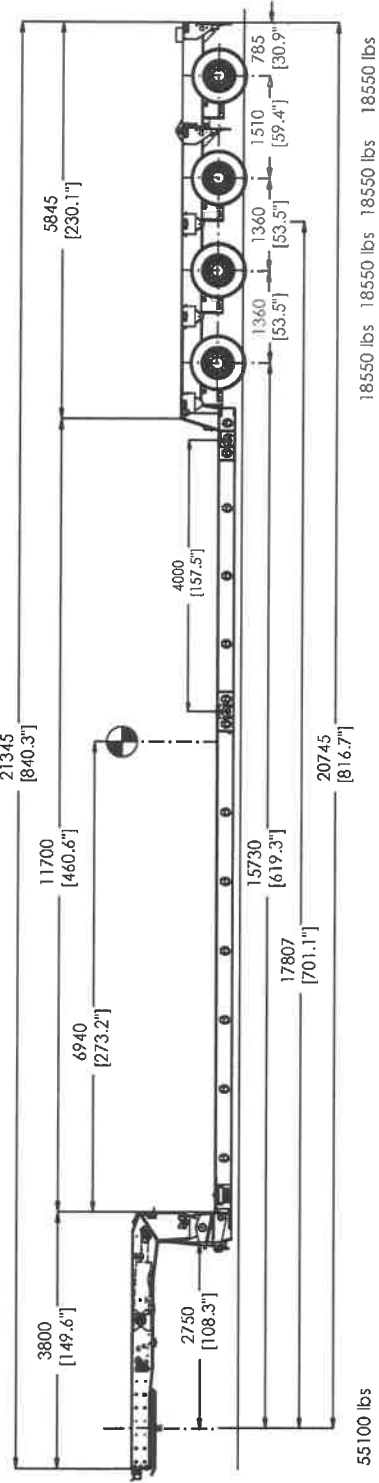
Caution : the load chart does not take the deflection of the lowbed into account.
 The deflection of the lowbed has a direct impact on the ground clearance and on the axle compensation.

payload on 2 supports (symmetric)



C.O.G.

(max. theoretical payload: 85000 lbs)



Zeichnung: WWP_IBF-009650(19)

Rev.:-

gez.	Datum	Name	1:75	A3
gespr.	04.02.19	BSC		

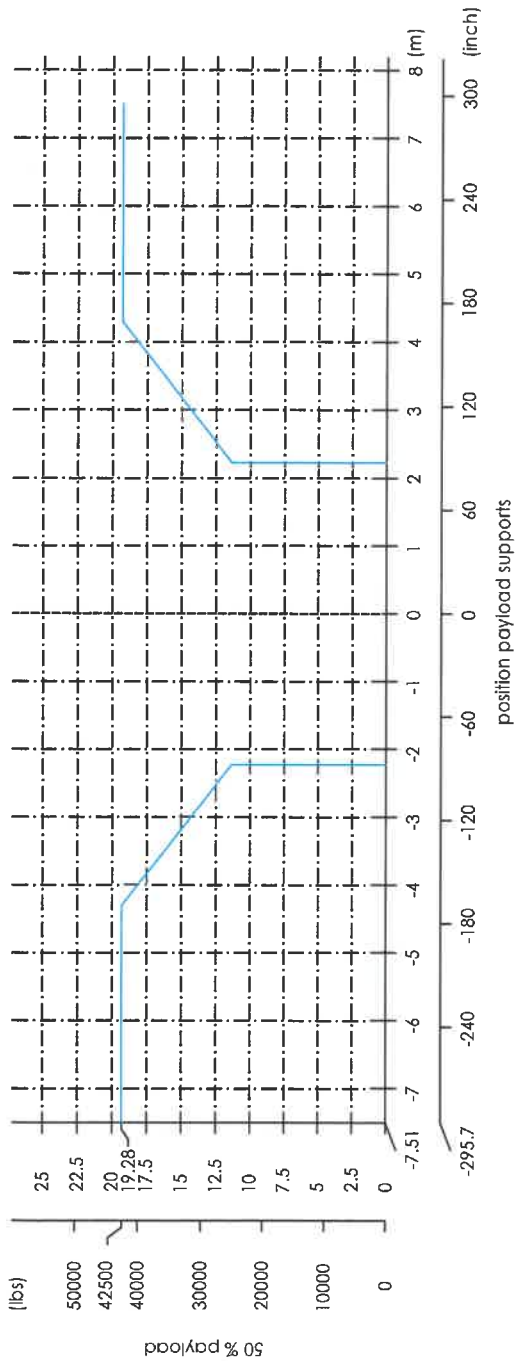
Load Chart

Mega-Z-4(3+)-L-V-KBX-A-30A1-7.70-17.5-2.54-(US)

Faymonville Distribution AG
 Duarrelstroos 8
 L-9990 Weiswampach
 Tel.: +352 / 26 90 04 155
 Fax: +352 / 26 90 04 425
 E-Mail: general@faymonville.com
 Web: www.faymonville.com

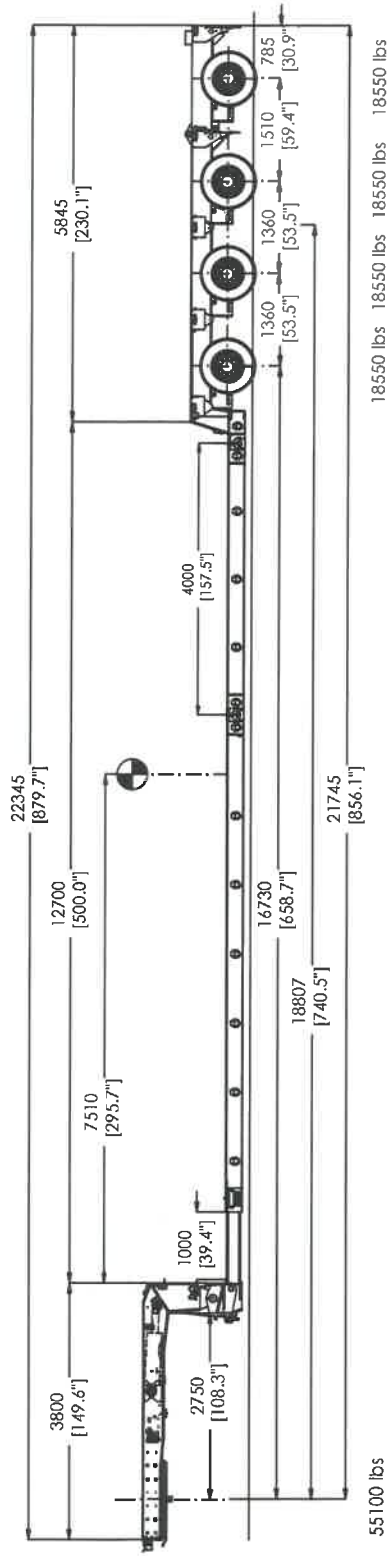


Caution: the load chart does not take the deflection of the lowbed into account. The deflection of the lowbed has a direct impact on the ground clearance and on the axle compensation.



C.O.G.

(max. theoretical payload: 85000 lbs)



Zeichnung: WWP_TBF-009650(20)

Load Chart

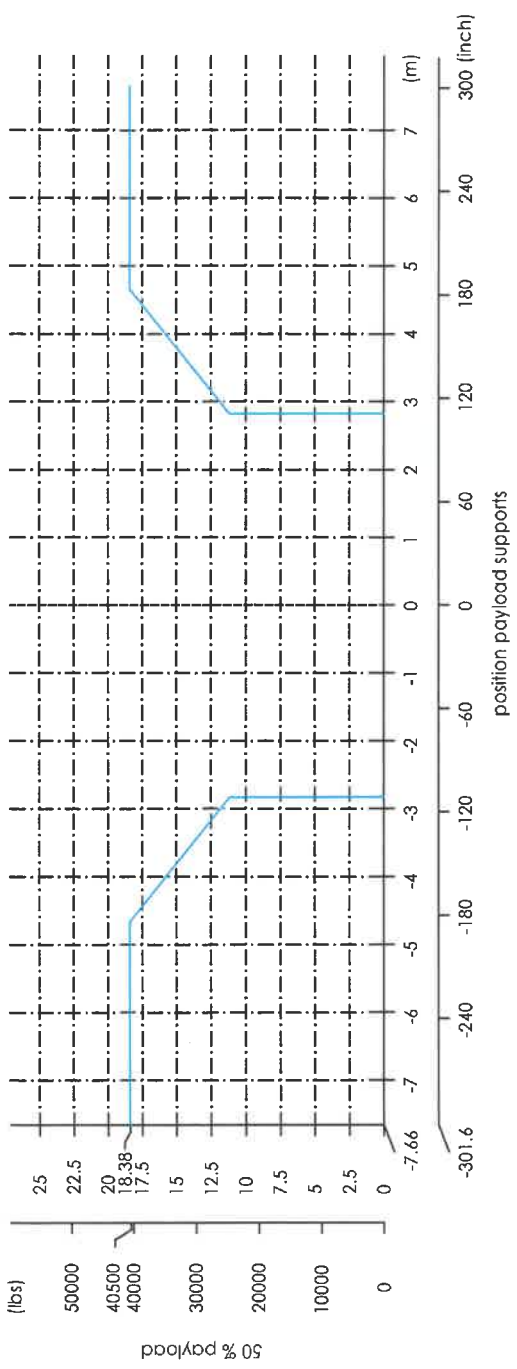
Mega-Z-4(3+1)[L-V-KBX-A-30AT]-7.70-17.5-2.54-(US)

Faymonville Distribution AG
 Duarretstrooss 8
 L-9990 Weiswampach
 Tel.: +352 / 26 90 04 155
 Fax.: +352 / 26 90 04 425
 E-Mail: general@faymonville.com
 Web: www.faymonville.com

Rev.:-	Name		Scale	
1:75	BSC		A3	
04.02.19	BSC		A3	
gez.	BSC		A3	
gepr.	BSC		A3	

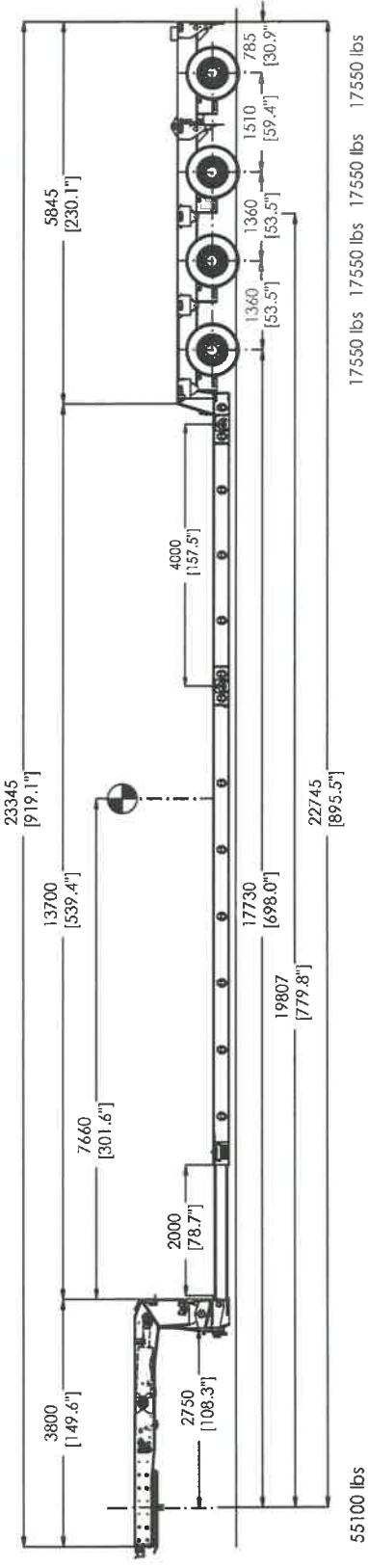


Caution : the load chart does not take the deflection of the lowbed into account. The deflection of the lowbed has a direct impact on the ground clearance and on the axle compensation.



C.O.G.

(max. theoretical payload: 81000 lbs)



Zeichnung: WWP_TBF-009650(21) Rev.-: A3

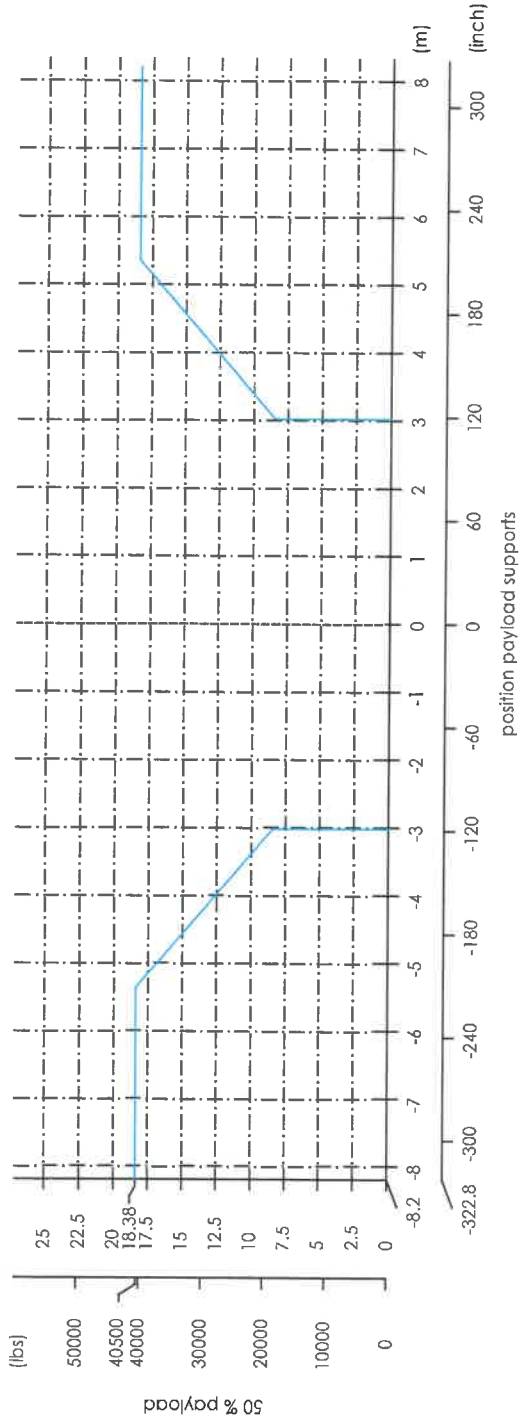
Datum	Name	1:75	A3
gez. 04.02.19	BSC		
gepr.			

FAYMONVILLE
TRAILERS TO THE MAX

Load Chart
 Mega-Z-4(3+)-L-V-KBX-A-30AT-7.0-17.5-2.54-(US)
 Faymonville Distribution AG
 Duarrestroos 8
 L-9990 Weiswampach
 Tel.: +352 / 26 90 04 155
 Fax.: +352 / 26 90 04 425
 E-Mail : general@faymonville.com
 Web : www.faymonville.com

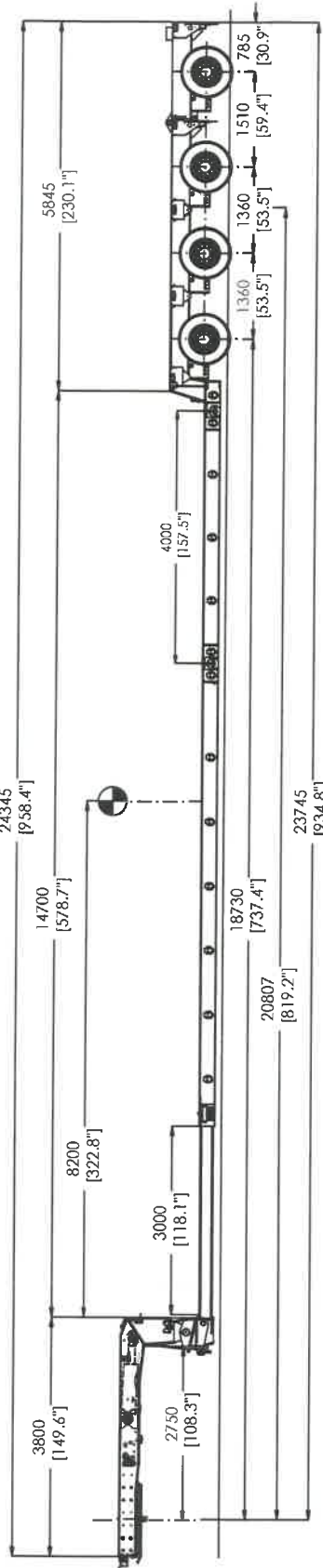
Caution : the load chart does not take the deflection of the lowbed into account. The deflection of the lowbed has a direct impact on the ground clearance and on the axle compensation.

payload on 2 supports (symmetric)



C.O.G.

(max. theoretical payload: 81000 lbs)



17550 lbs 17550 lbs 17550 lbs 17550 lbs

Load Chart

Zeichnung: WWP_TBF-009650(22) Rev.:-

gezt.	Datum	Name	Rev.
gepr.	04.02.19	BSC	1/75 A3

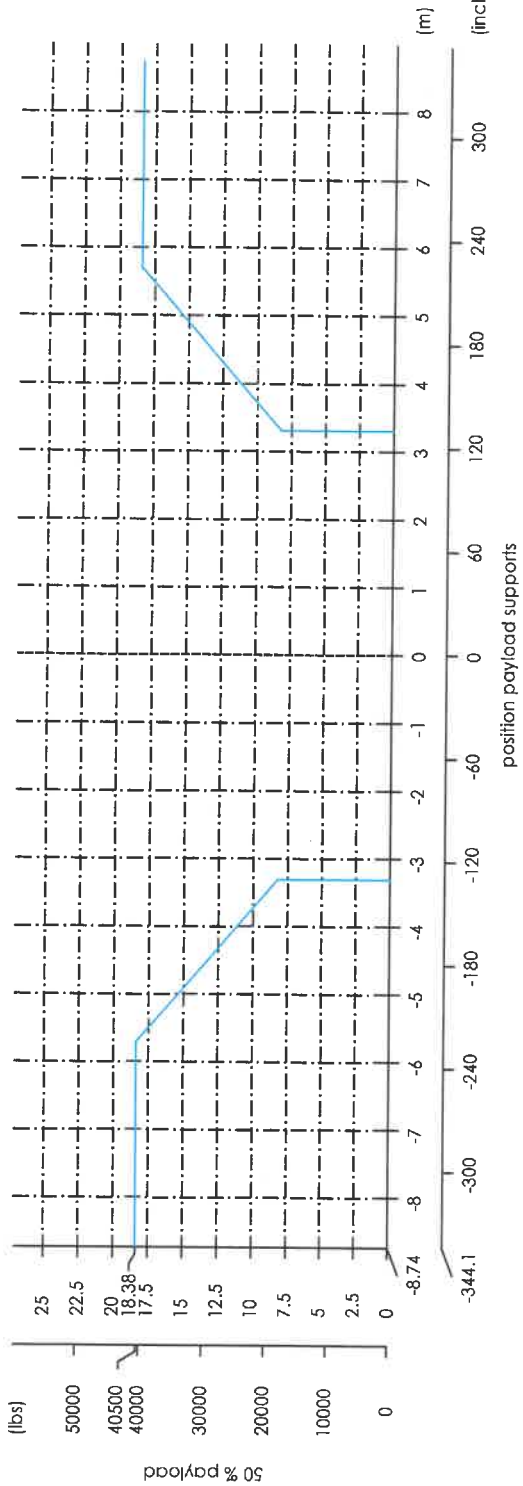


Mega-Z-4(3+1)L-KBX-A-30AT-7.70-17.5-2.54-US

Faymonville Distribution AG
 Duarretroos 8
 L-9990 Weiswampach
 Tel.: +352 / 26 90 04 155
 Fax.: +352 / 26 90 04 425
 E-Mail : general@faymonville.com
 Web : www.faymonville.com

Caution : the load chart does not take the deflection of the lowbed into account. The deflection of the lowbed has a direct impact on the ground clearance and on the axle compensation.

payload on 2 supports (symmetric)



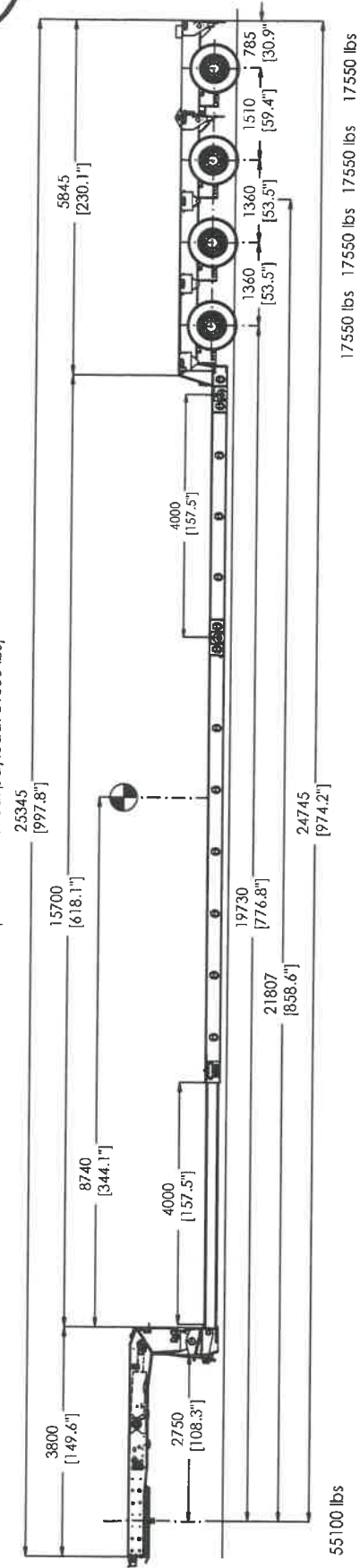
Version 2.0 / 26.06.2020

07 Loading charts



C.O.G.

(max. theoretical payload: 81000 lbs)



55100 lbs

17550 lbs 17550 lbs 17550 lbs

Zeichnung: WWP_TBF-009650(23) Rev.:-

Load Chart

Datum	Name	1:75	A3
gezl.	BSC		
gepr.			

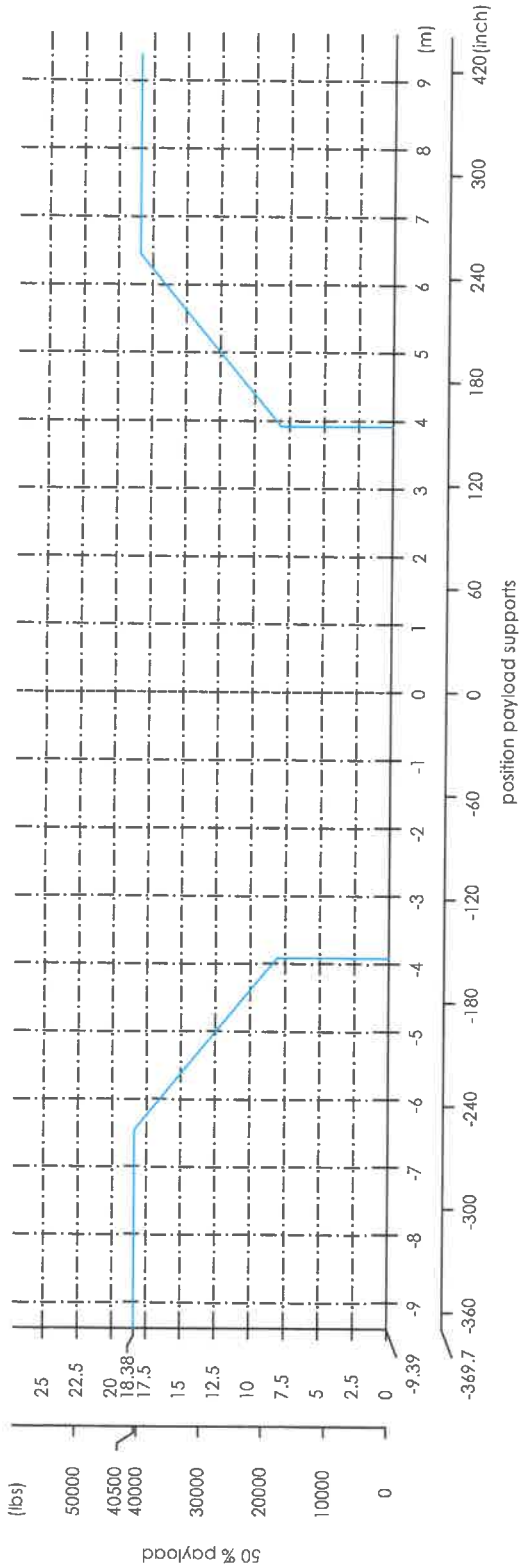
Mega-Z(3+1)-V-KBX-A-30AT-7.70-17.5-2.54-(US)

Faymonville Distribution AG
 Duarretroos 8
 L-9990 Weiswampach
 Tel.: +352 / 26 90 04 155
 Fax.: +352 / 26 90 04 425
 E-Mail : general@faymonville.com
 Web : www.faymonville.com



Caution : the load chart does not take the deflection of the lowbed into account. The deflection of the lowbed has a direct impact on the ground clearance and on the axle compensation.

payload on 2 supports (symmetric)



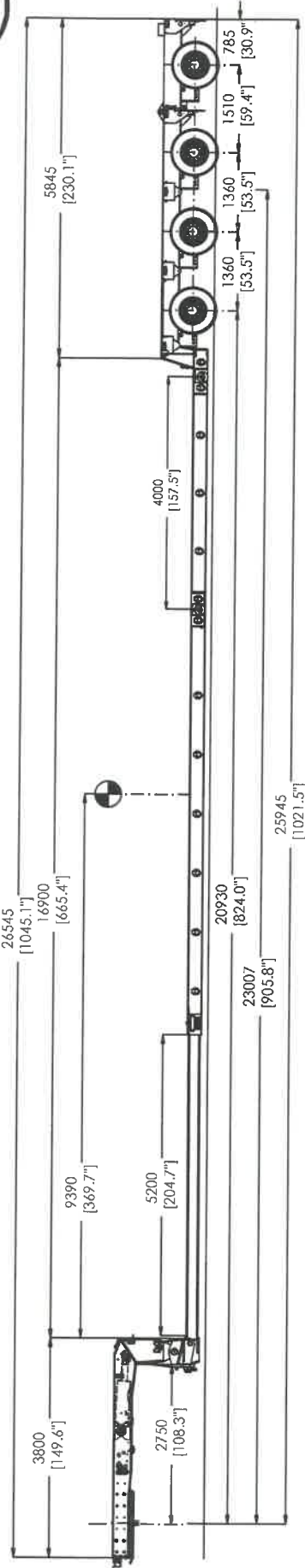
Version 2.0 / 26.06.2020

07 Loading charts

Page 115 of 221

C.O.G.

(max. theoretical payload: 81000 lbs)



55100 lbs

17550 lbs 17550 lbs 17550 lbs 17550 lbs

Zeichnung: WWP_TBF-009650(24)

Rev.:

gez.	Datum	Name	1:75	A3
04.02.19		BSC		
gepr.				

Load Chart

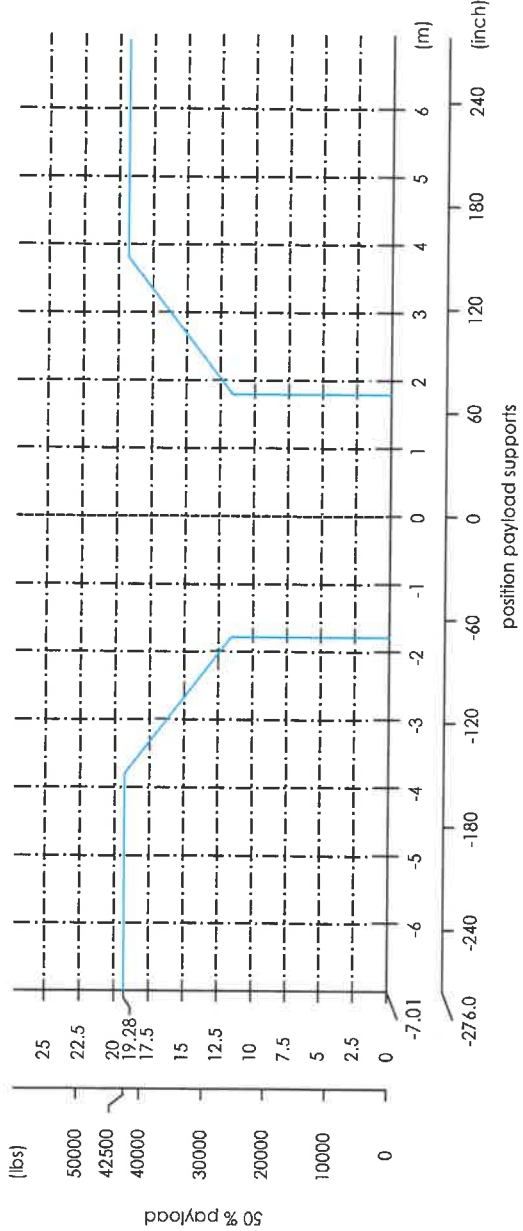
Mega-Z-4(3+1)L-V-KBX-A-30AT-7.70-17.5-2.54-(US)

Faymonville Distribution AG
 Duarreistrass 8
 L-9990 Weiswampach
 Tel.: +352 / 26 90 04 155
 Fax.: +352 / 26 90 04 425
 E-Mail: general@faymonville.com
 Web: www.faymonville.com



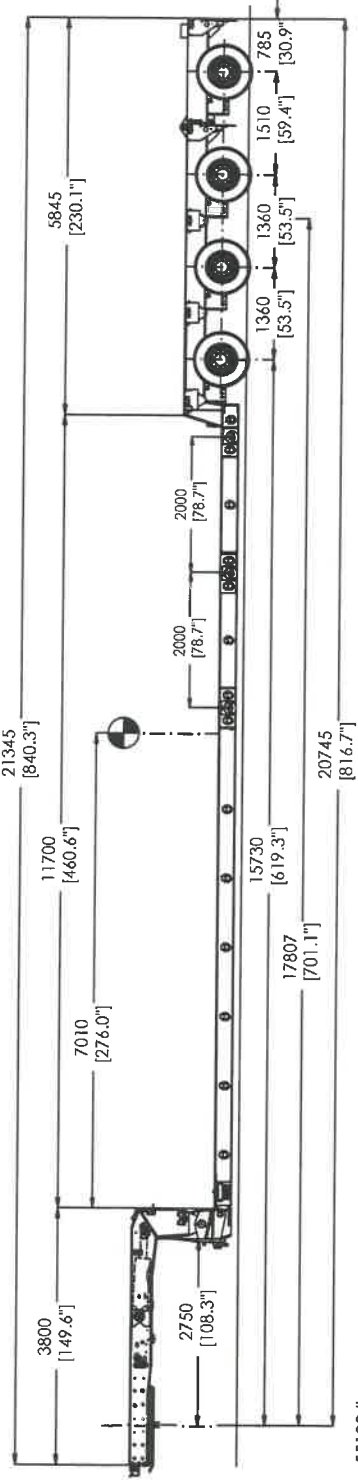
Caution: the load chart does not take the deflection of the lowbed into account. The deflection of the lowbed has a direct impact on the ground clearance and on the axle compensation.

payload on 2 supports (symmetric)



C.O.G.

(max. theoretical payload: 85000 lbs)



Zeichnung: WWP_TBF-009650(25)

Rev.:-		
gez.	04.02.19	BSC
gepr.		
Name		
Scale	1:75	A3

Load Chart

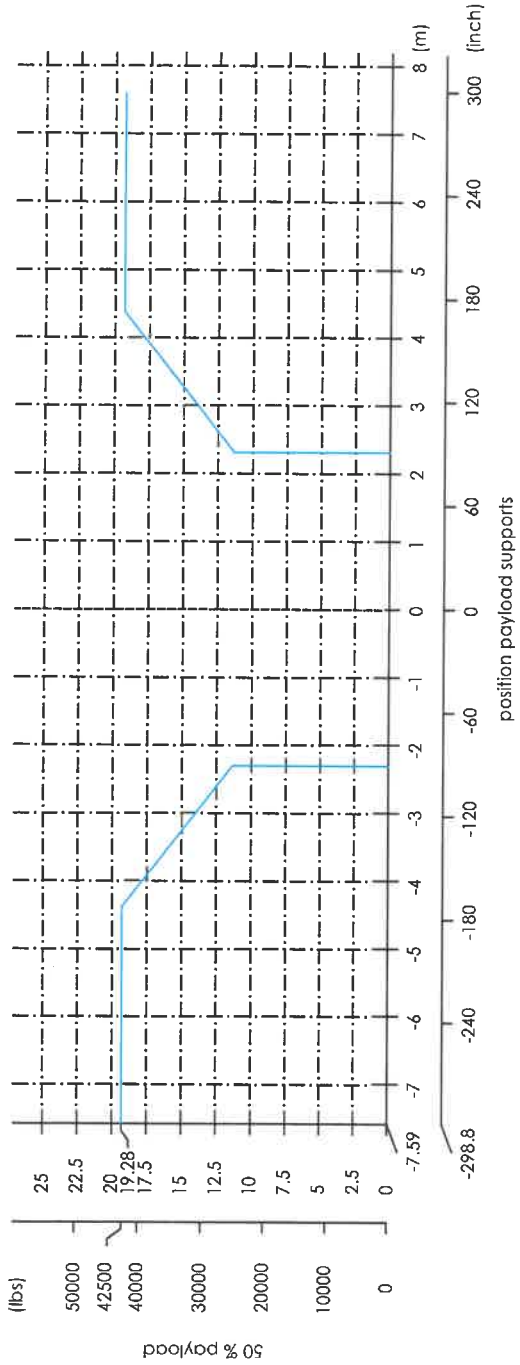
Mega-Z-4(3+)|L-V-KBX-A-30AT-7.70-17.5-2.54-(US)

Faymonville Distribution AG
 Duarrestrooss 8
 L-9990 Weiswampach
 Tel.: +352 / 26 90 04 155
 Fax.: +352 / 26 90 04 425
 E-Mail : general@faymonville.com
 Web : www.faymonville.com



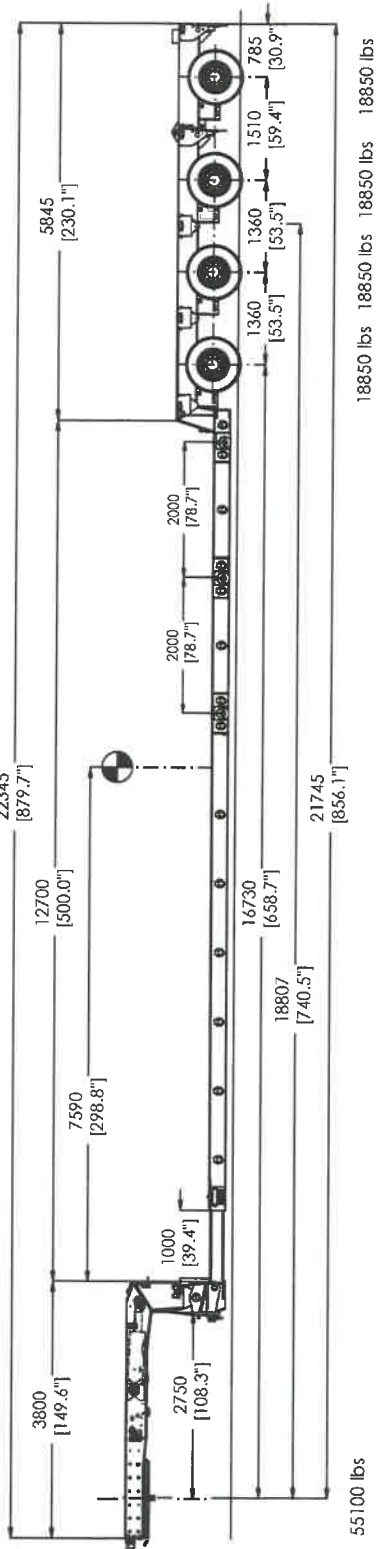
Caution : the load chart does not take the deflection of the lowbed into account. The deflection of the lowbed has a direct impact on the ground clearance and on the axle compensation.

payload on 2 supports (symmetric)



C.O.G.

(max. theoretical payload: 85000 lbs)



Zeichnung: WWP_TBf-009650(26)

Rev: -

Datum	Name	1:75	A3
04.02.19	BSC		
gez.			
gepr.			

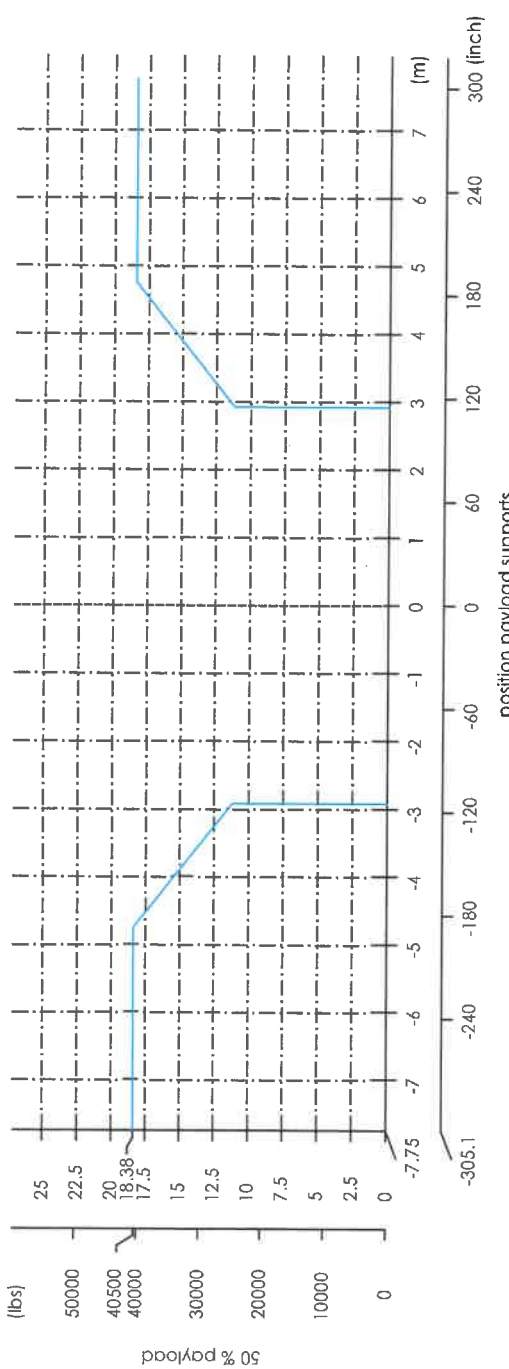
Load Chart

Mega-Z-4(3+)|L-V-KBX-A-30AT-7.70-17.5-2.54-[US]

Faymonville Distribution AG
 Duarrestroos 8
 L-9990 Weiswampach
 Tel.: +352 / 26 90 04 155
 Fax.: +352 / 26 90 04 425
 E-Mail: general@faymonville.com
 Web: www.faymonville.com



Caution : the load chart does not take the deflection of the lowbed into account. The deflection of the lowbed has a direct impact on the ground clearance and on the axle compensation.

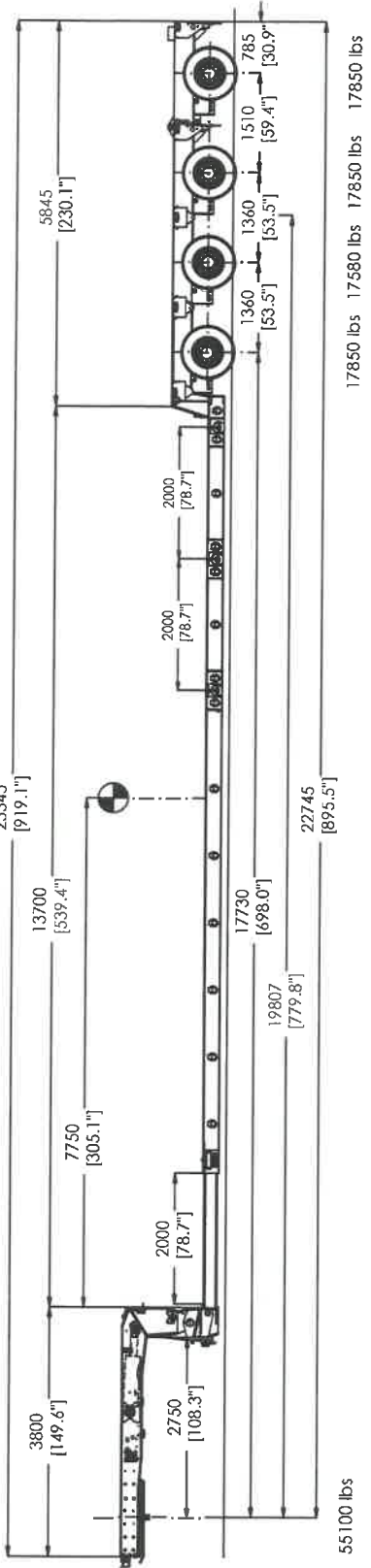


payload on 2 supports (symmetric)



C.O.G.

(max. theoretical payload: 81000 lbs)



Zeichnung : WWP_TBF-009650(27) Rev.:-

Datum	Name	1:75	A3
04.02.19	BSC		
gepr.			

Load Chart

Mega-Z-4(3+1)L-V-KBX-A-30AT-7.70-17.5-2.54-(US)

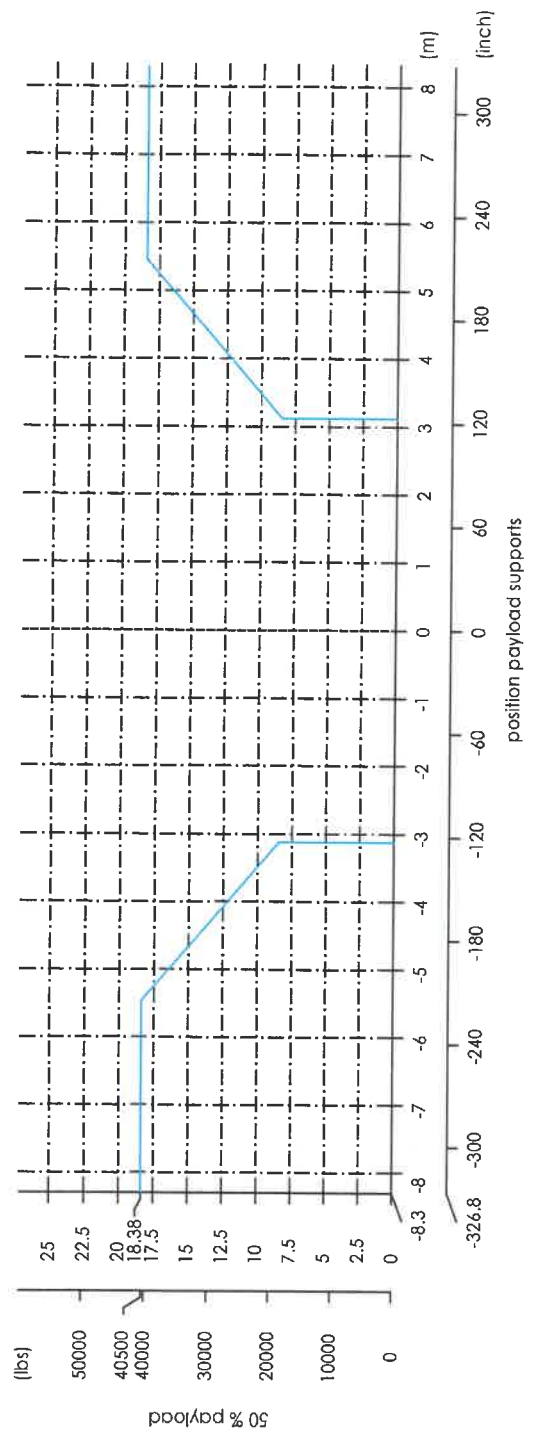
Faymonville Distribution AG
 Duarrestrooss 8
 L-9990 Weiswampach
 Tel.: +352 / 26 90 04 155
 Fax.: +352 / 26 90 04 425
 E-Mail : general@faymonville.com
 Web : www.faymonville.com



Caution : the load chart does not take the deflection of the lowbed into account. The deflection of the lowbed has a direct impact on the ground clearance and on the axle compensation.

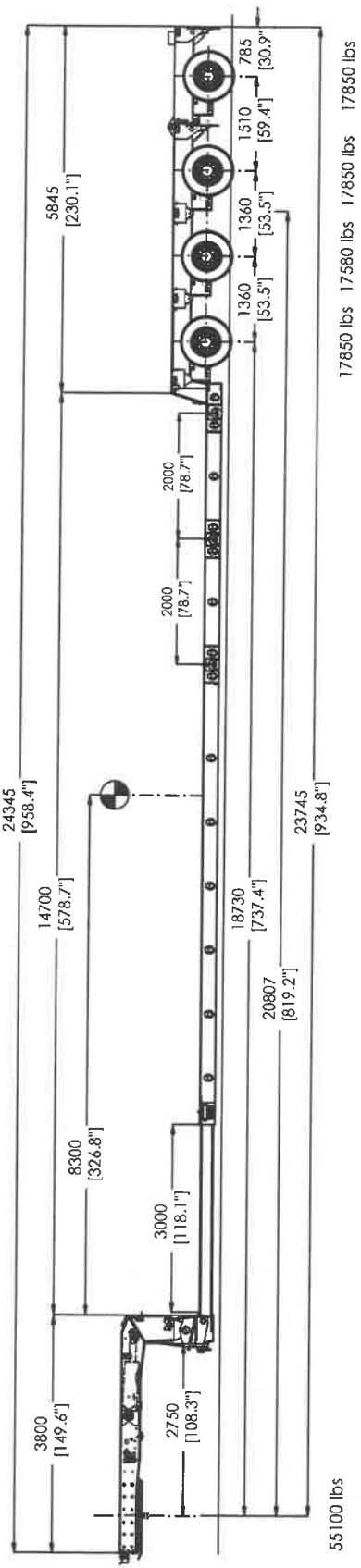
1 2 3 4 5 6 7 8

payload on 2 supports (symmetric)



C.O.G.

(max. theoretical payload: 81000 lbs)



Zeichnung: WWP_TBF-009650(28)

Rev.:-

Datum	Name	1:75	A3
04.02.19	BSC		
gepr.			

Load Chart

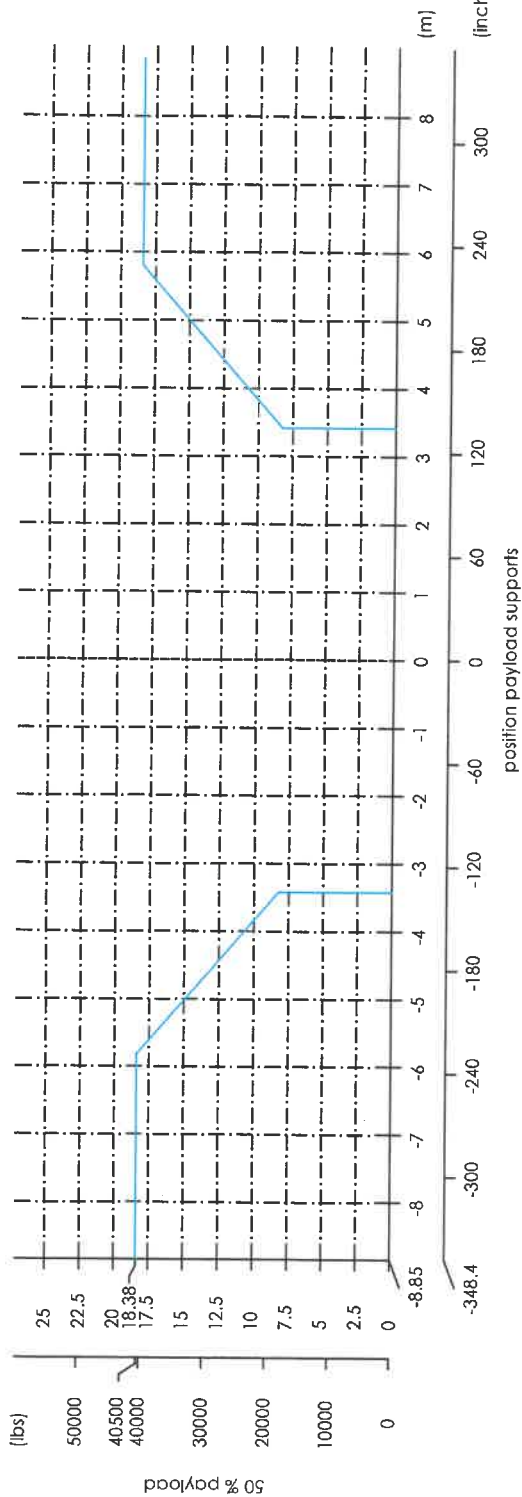
Mega-Z-4(3+1)-V-KBX-A-30AT-7.70-17.5-2.54-(US)

Faymonville Distribution AG
 Duarrestrooss 8
 L-9990 Weiswampach
 Tel.: +352 / 26 90 04 155
 Fax.: +352 / 26 90 04 425
 E-Mail : general@faymonville.com
 Web : www.faymonville.com



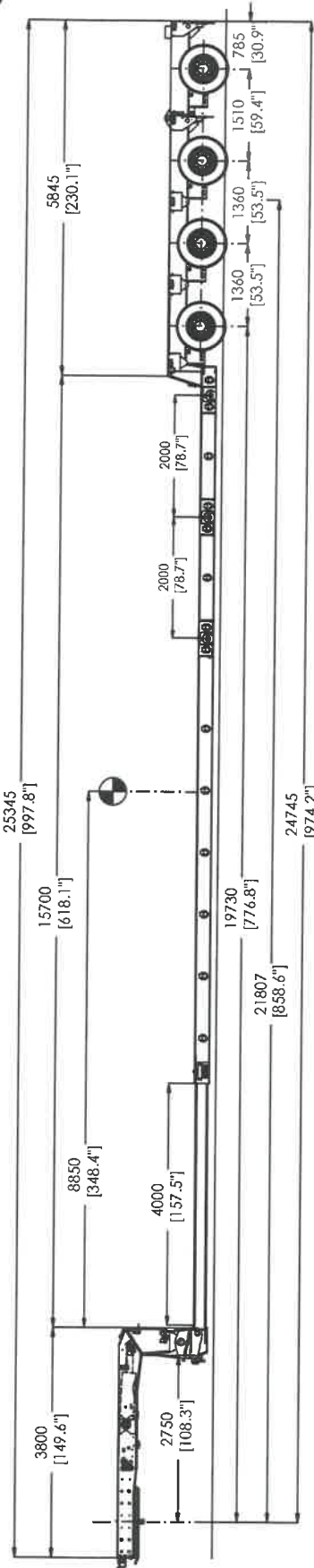
Caution : the load chart does not take the deflection of the lowbed into account. The deflection of the lowbed has a direct impact on the ground clearance and on the axle compensation.

payload on 2 supports (symmetric)



C.O.G.

(max. theoretical payload: 81000 lbs)



17850 lbs 17580 lbs 17850 lbs 17850 lbs

Zeichnung: WWP_TBF-009650(29) Rev.: 1:75 A3

Datum:	Name:
04.02.19	BSC
gepr.:	

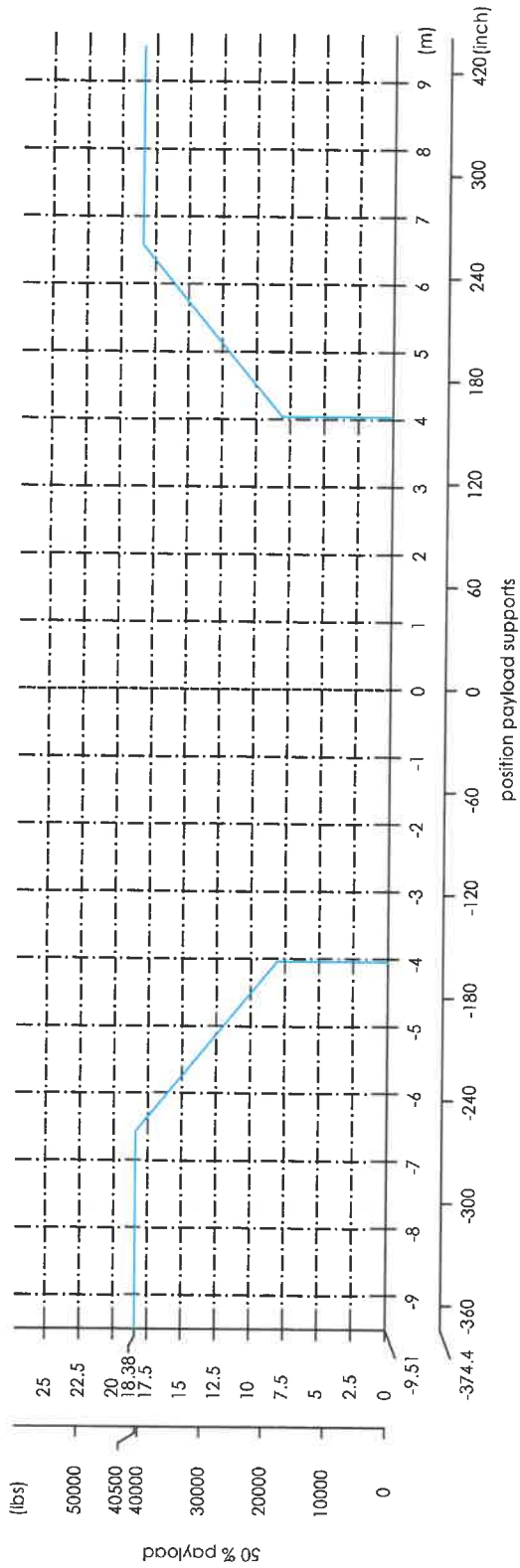
Load Chart

Mega-Z-4(3+1)-V-KBX-A-30AT-7.70-17.5-2.54-(US)
 Faymonville Distribution AG
 Duarreisstraos 8
 L-9990 Weiswampach
 Tel.: +352 / 26 90 04 155
 Fax.: +352 / 26 90 04 425
 E-Mail : generat@faymonville.com
 Web : www.faymonville.com



Caution : the load chart does not take the deflection of the lowbed into account. The deflection of the lowbed has a direct impact on the ground clearance and on the axle compensation.

payload on 2 supports (symmetric)



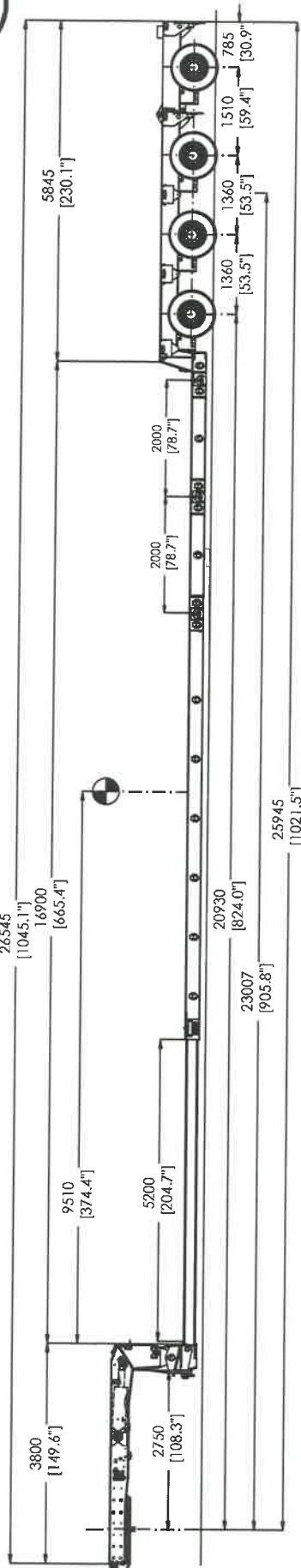
Version 2.0 / 26.06.2020

07 Loading charts



C.O.G.

(max. theoretical payload: 81000 lbs)



55100 lbs

17850 lbs 17580 lbs 17850 lbs 17850 lbs

Zeichnung: WWP_TBf-009650(30)

Rev.:-

gez.	Datum	Name	1:75	A3
	04.02.19	BSC		
gepr.				

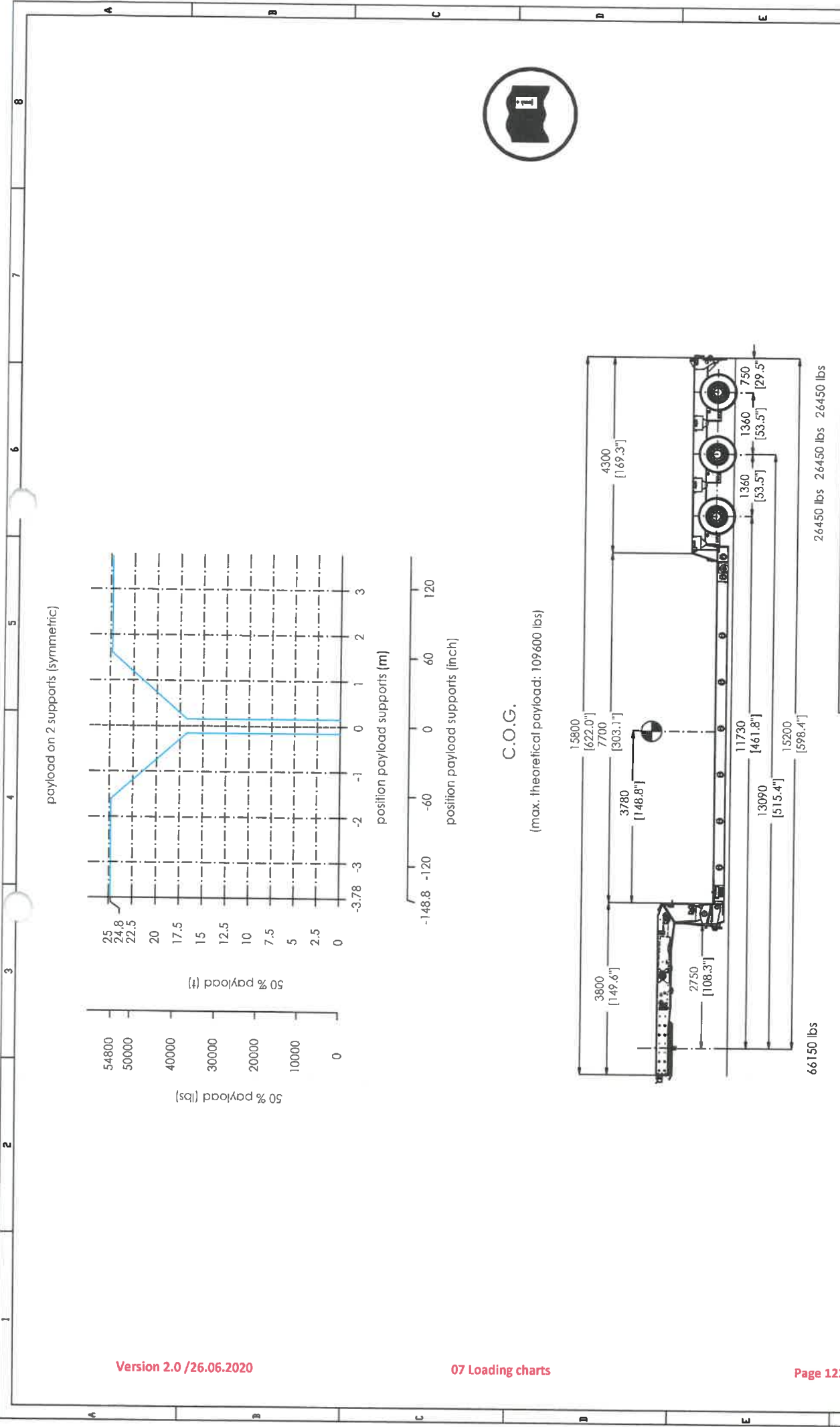
Load Chart

Mega-Z-4(3+1)-V-KBX-A-30AT-7.70-17.5-2.54-[US]

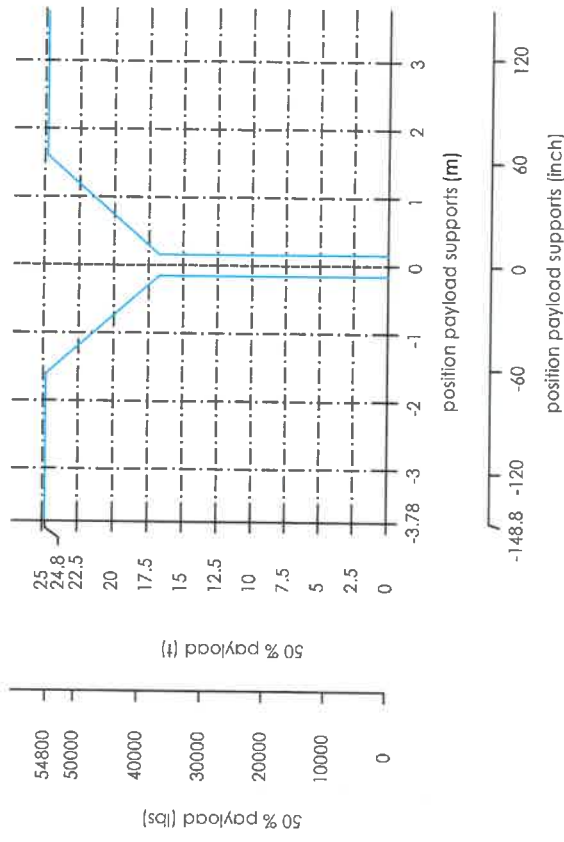
Faymonville Distribution AG
 Duarrestroass 8
 L-9990 Weiswampach
 Tel.: +352 / 26 90 04 155
 Fax.: +352 / 26 90 04 425
 E-Mail: general@faymonville.com
 Web: www.faymonville.com



Caution: the load chart does not take the deflection of the lowbed into account. The deflection of the lowbed has a direct impact on the ground clearance and on the axle compensation.



payload on 2 supports (symmetric)



C.O.G.

(max. theoretical payload: 109600 lbs)

Zeichnung: WWP_TBf-009650(31) Rev.:0

Datum	Name	1:75	A3
04.02.19	BSC		
gepr.			

Load Chart

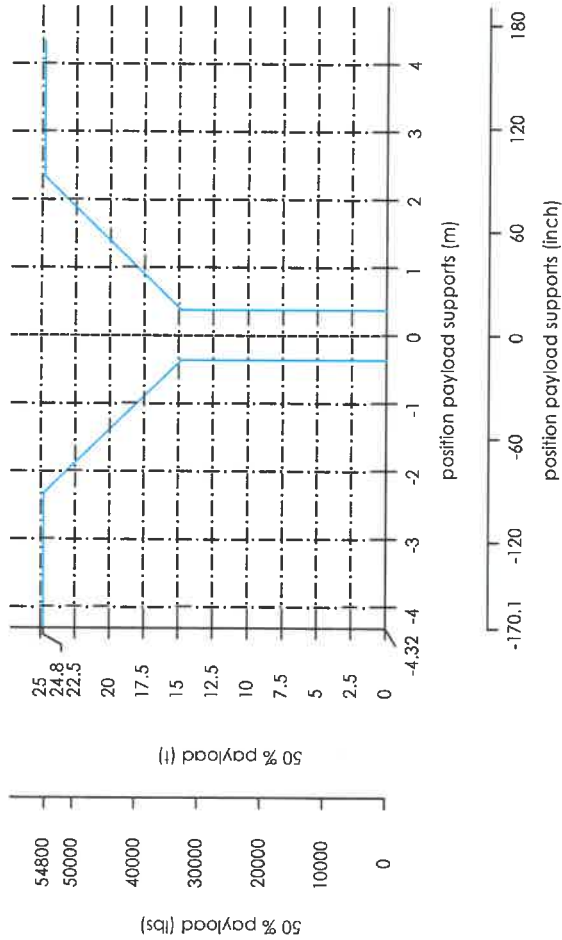
Mega-Z-3(3+1))L-V-KBX-A-30AT-7.70-17.5-2.54-(US)

Faymonville Distribution AG
 Duarreisroass 8
 L-9990 Weiswampach
 Tel.: +352 / 26 90 04 155
 Fax.: +352 / 26 90 04 425
 E-Mail : general@faymonville.com
 Web : www.faymonville.com



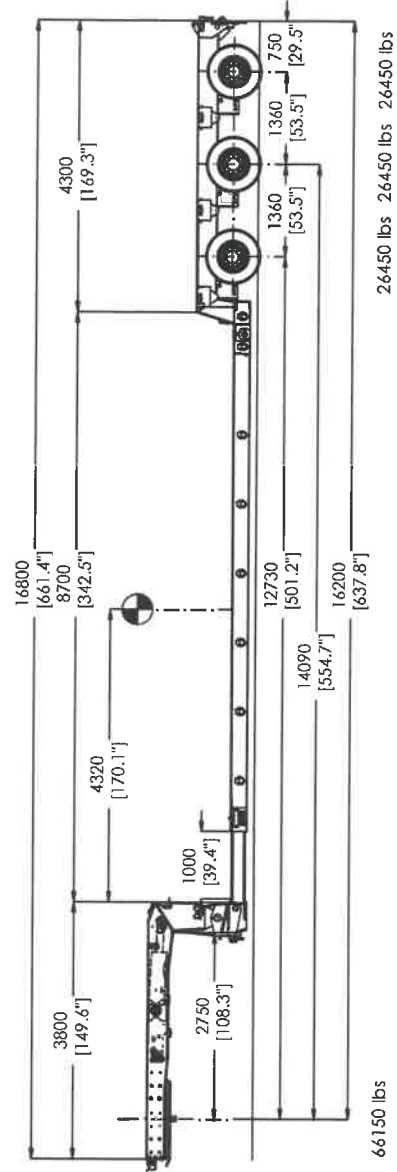
Caution : the load chart does not take the deflection of the lowbed into account. The deflection of the lowbed has a direct impact on the ground clearance and on the axle compensation.

payload on 2 supports (symmetric)



C.O.G.

(max. theoretical payload: 109600 lbs)



Zeichnung : WWP_TBF-009650(32)

Rev.:0

Datum	Name	1:75	A3
04.02.19	BSC		
gepr.			

Load Chart

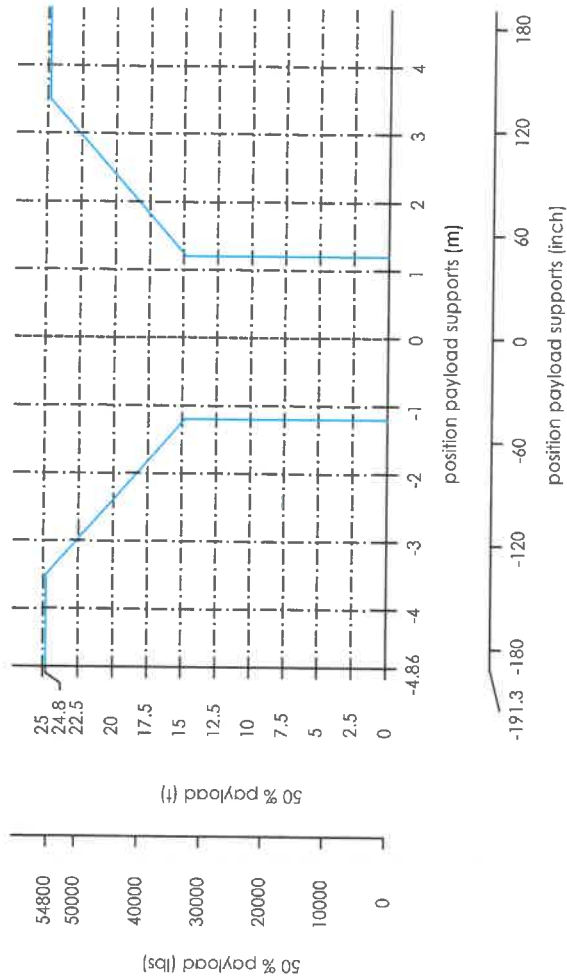
Mega-Z-3(3+1)-V-KBX-A-30A1-7.70-17.5-2.54-(US)

Faymonville Distribution AG
 Duurrelstrooss 8
 L-9990 Weiswampach
 Tel.: +352 / 26 90 04 155
 Fax.: +352 / 26 90 04 425
 E-Mail : general@faymonville.com
 Web : www.faymonville.com



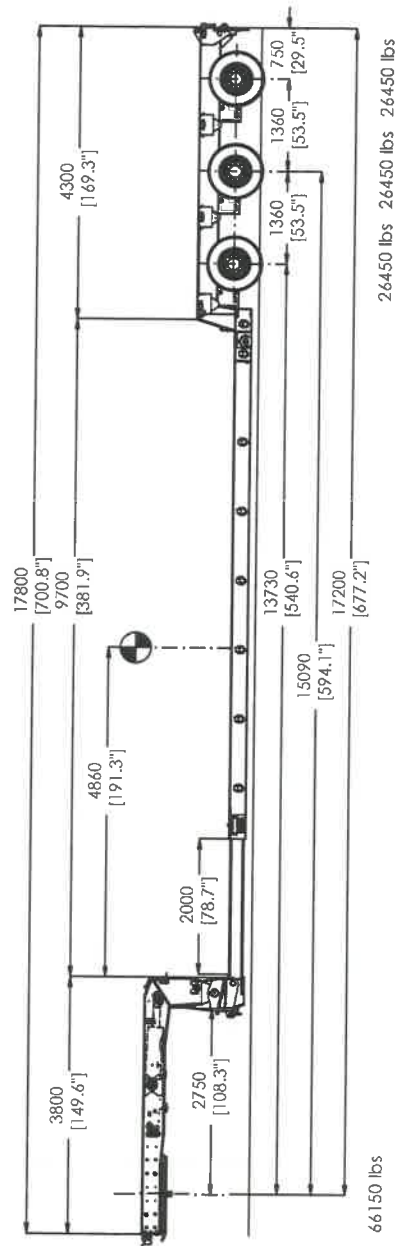
Caution : the load chart does not take the deflection of the lowbed into account.
 The deflection of the lowbed has a direct impact on the ground clearance and on the axle compensation.

payload on 2 supports (symmetric)



C.O.G.

(max. theoretical payload: 109600 lbs)



Zeichnung: WWP_TBF-009650(33)

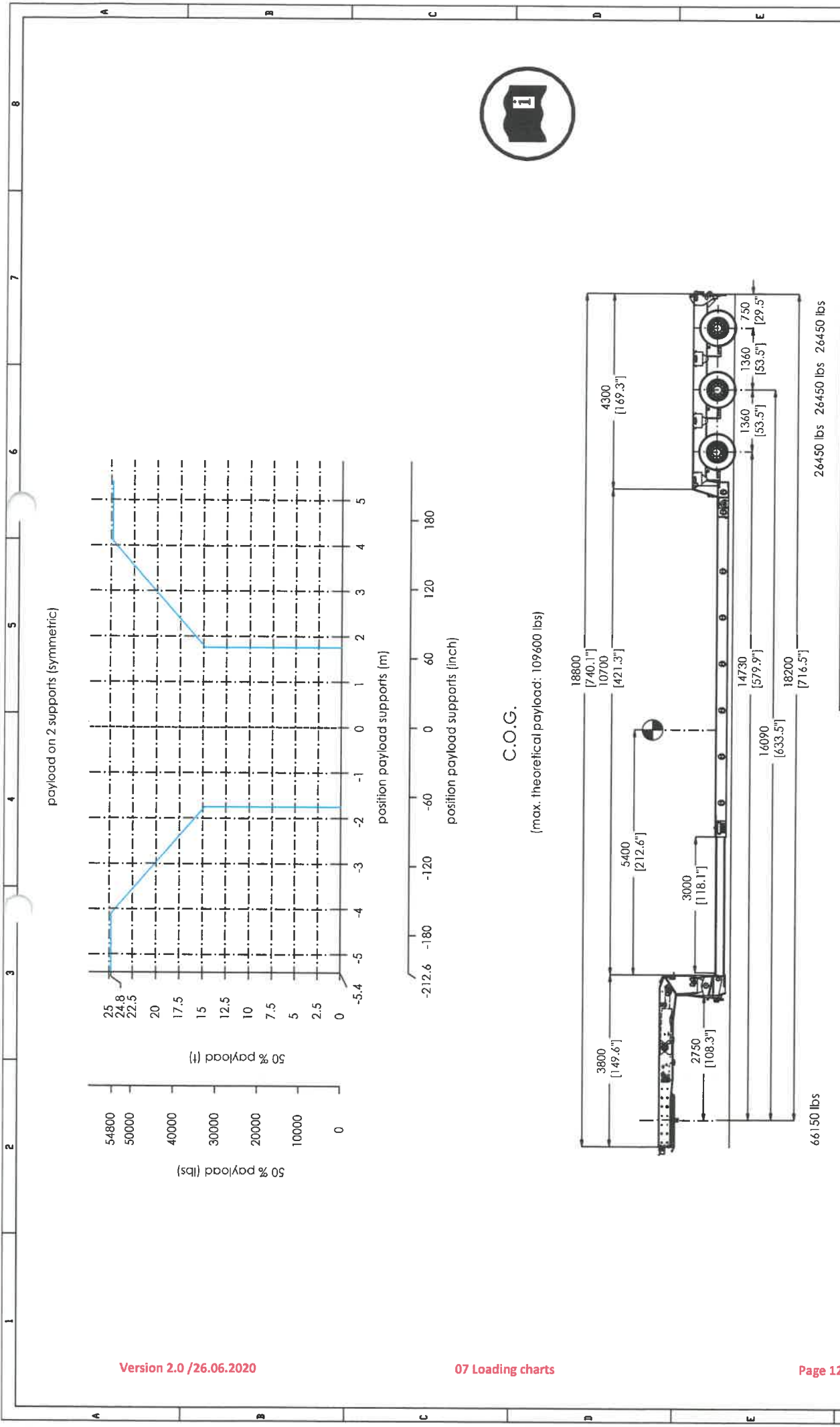
Rev.: 0
Load Chart
 Mega-Z-3(3+1))L-V-KBX-A-30A1-7.70-17.5-2.54-[US]

gez.	04.02.19	Name	BSC
gepr.			

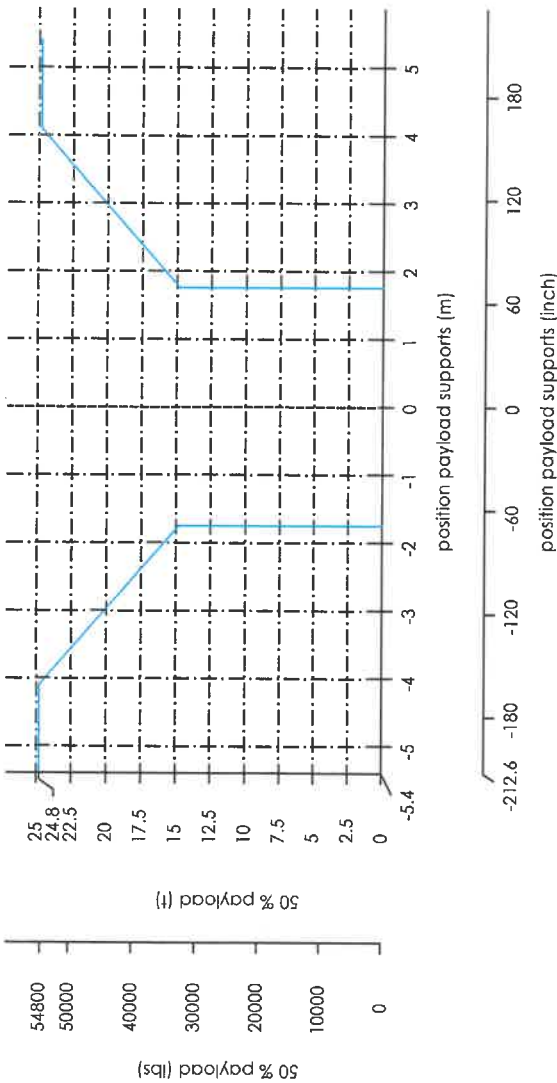
Foymonville Distribution AG
 Duarrestrooss 8
 L-9990 Weiswampach
 Tel.: +352 / 26 90 04 155
 Fax.: +352 / 26 90 04 425
 E-Mail : general@foymonville.com
 Web : www.foymonville.com



Caution : the load chart does not take the deflection of the lowbed into account. The deflection of the lowbed has a direct impact on the ground clearance and on the axle compensation.

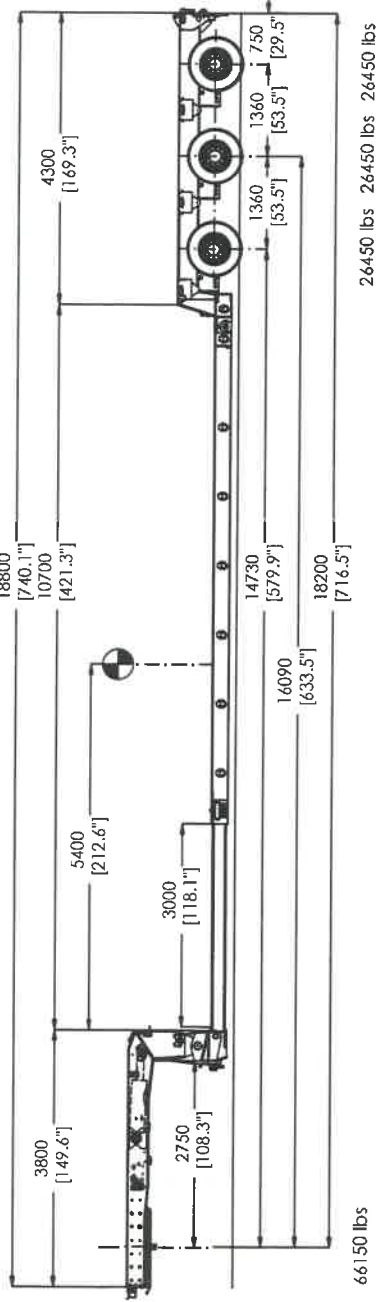


payload on 2 supports (symmetric)



C.O.G.

(max. theoretical payload: 109600 lbs)



Load Chart

Zeichnung: WWP_IBF-009650(34) Rev.:0
 Datum: 04.02.19 Name: BSC
 gez.: gepr.
 Faymonville Distribution AG
 Duurreistross 8
 L-9990 Weiswampach
 Tel.: +352 / 26 90 04 155
 Fax.: +352 / 26 90 04 425
 E-Mail : general@faymonville.com
 Web : www.faymonville.com



Caution : the load chart does not take the deflection of the lowbed into account. The deflection of the lowbed has a direct impact on the ground clearance and on the axle compensation.



Zeichnung: WWP_TBf-009650(35) Rev.:0

Scale: 1:75 A3

Author: BSC

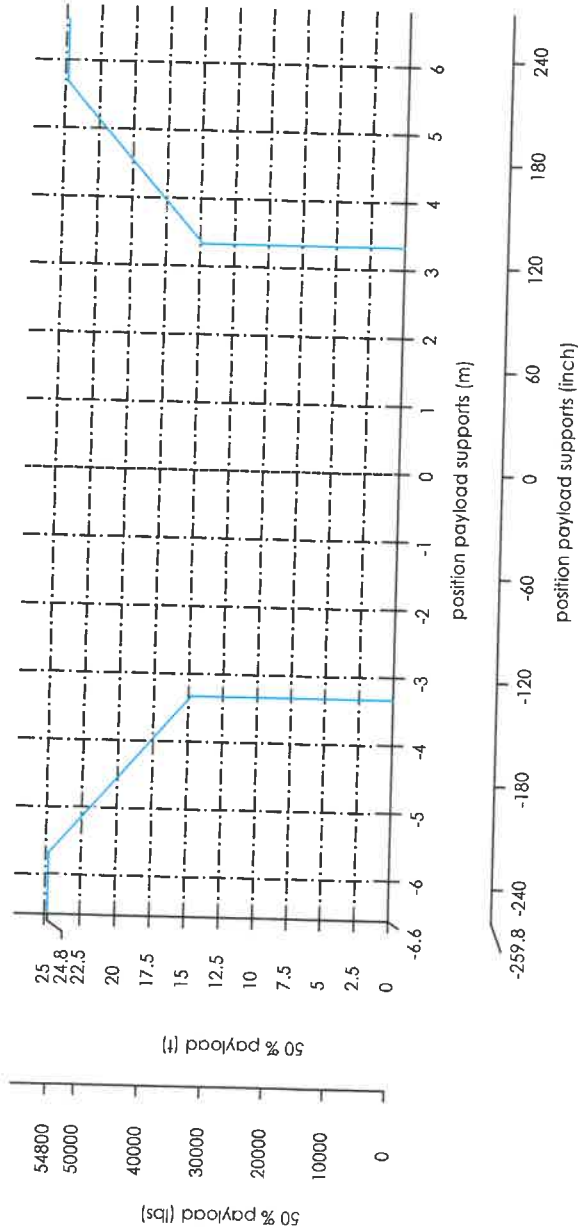
Gepr.: [Signature]

FAYMONVILLE
TRAILERS TO THE MAX.

Load Chart
 Mega-Z-3(3+1)-V-KBX-A-30AT-7.70-17.5-2.54-(US)
 Faymonville Distribution AG
 Duareitrooss 8
 L-9990 Weiswampach
 Tel.: +352 / 26 90 04 155
 Fax.: +352 / 26 90 04 425
 E-Mail: general@faymonville.com
 Web: www.faymonville.com

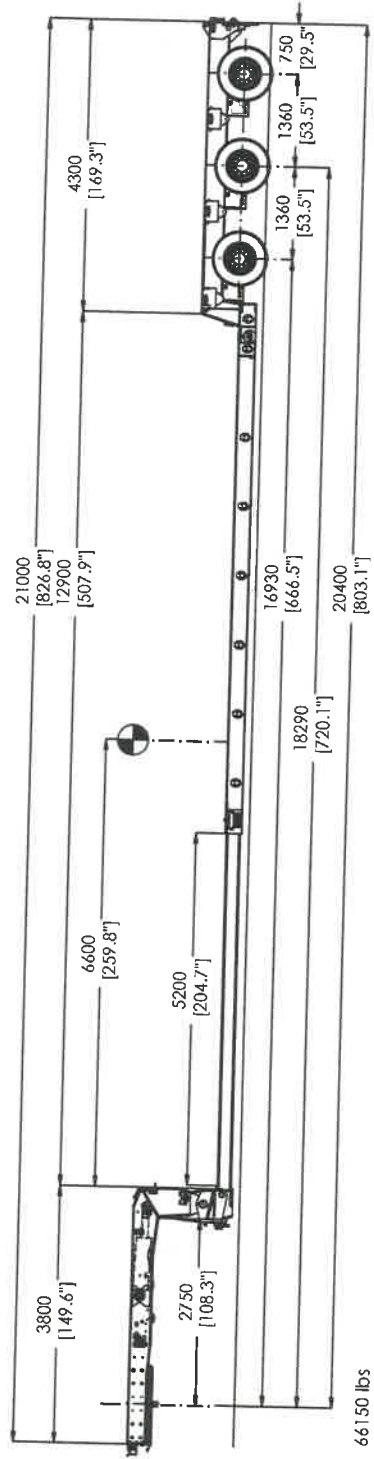
Caution: the load chart does not take the deflection of the lowbed into account. The deflection of the lowbed has a direct impact on the ground clearance and on the axle compensation.

payload on 2 supports (symmetric)



C.O.G.

(max. theoretical payload: 109600 lbs)



26450 lbs 26450 lbs 26450 lbs

Zeichnung: WWP_IBF-009650(36) Rev.:0

Datum	Name	1:75	A3
04.02.19	BSC		
gepr.			

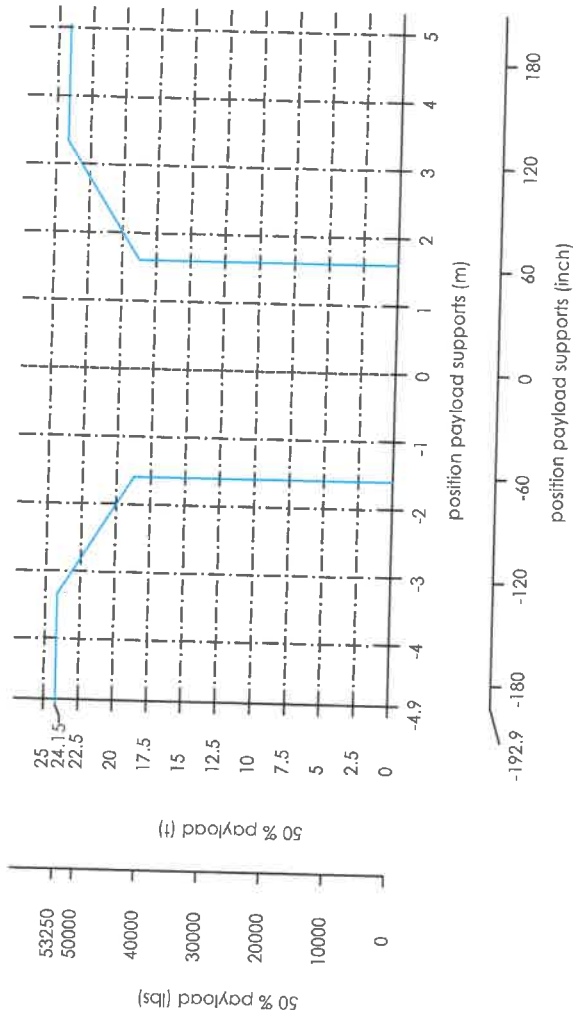
Load Chart

Mega-Z-3(3+1))L-V-KBX-A-30AT-7.70-17.5-2.54-(US)
 Faymonville Distribution AG
 Duarrestroos 8
 L-9990 Weiswampach
 Tel.: +352 / 26 90 04 155
 Fax: +352 / 26 90 04 425
 E-Mail: general@faymonville.com
 Web: www.faymonville.com



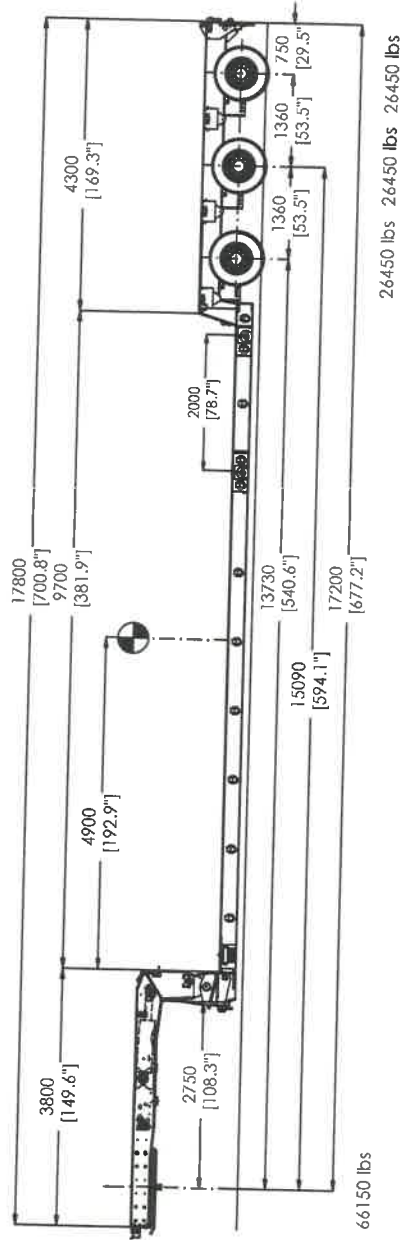
Caution: the load chart does not take the deflection of the lowbed into account. The deflection of the lowbed has a direct impact on the ground clearance and on the axle compensation.

payload on 2 supports (symmetric)



C.O.G.

(max. theoretical payload: 106500 lbs)



Zeichnung: WWP_IBF-009850(37)

Rev.: 1

Datum	Name	1/75	A3
04.02.19	BSC		
gepr.			

Load Chart

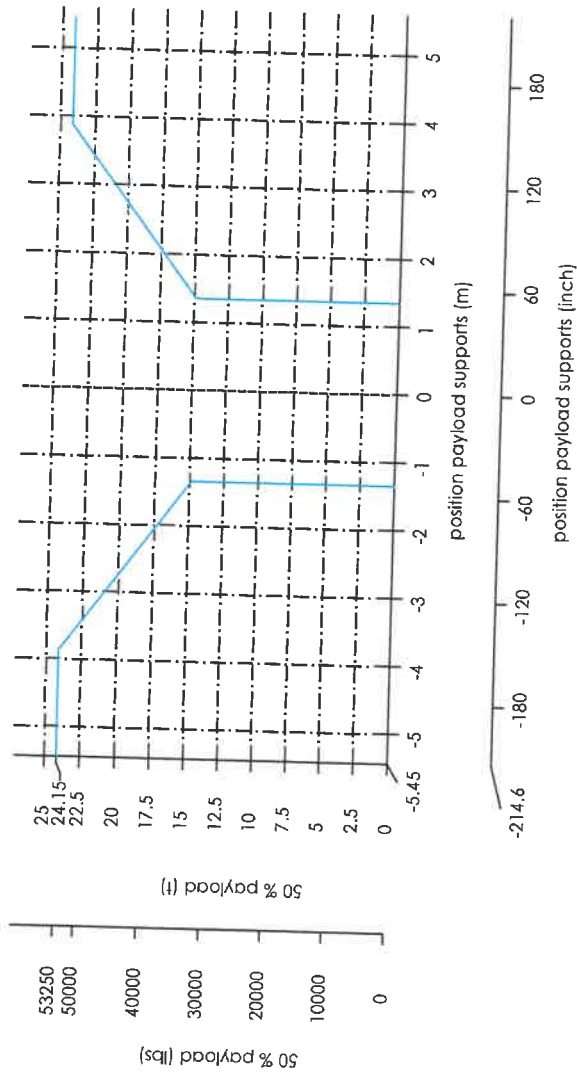
Mega-Z-3(3+(1))L-V-KBX-A-30A1-7.70-17.5-2.54-(US)

Faymonville Distribution AG
 Duarretstroos 8
 L-9990 Weiswampach
 Tel.: +352 / 26 90 04 155
 Fax: +352 / 26 90 04 425
 E-Mail: general@faymonville.com
 Web: www.faymonville.com



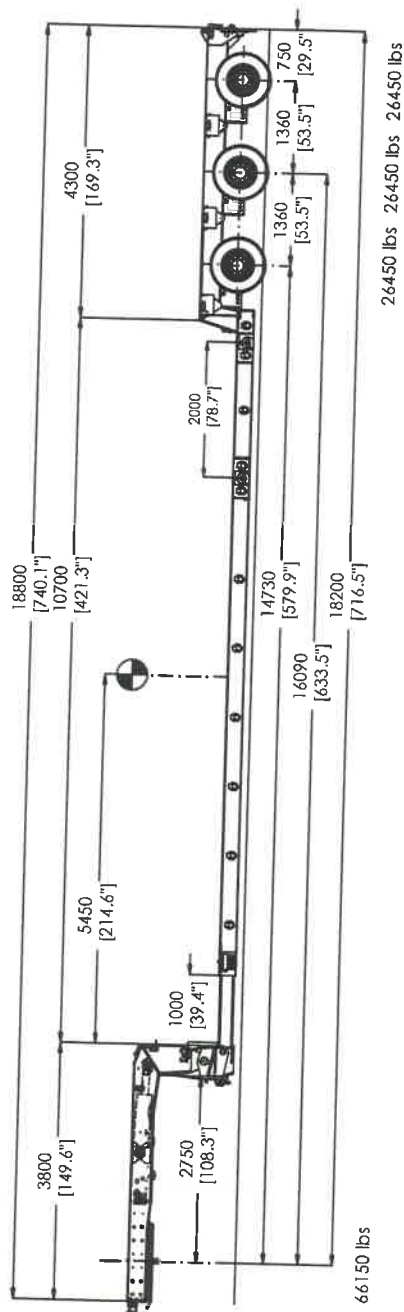
Caution : the load chart does not take the deflection of the lowbed into account.
 The deflection of the lowbed has a direct impact on the ground clearance and on the axle compensation.

payload on 2 supports (symmetric)



C.O.G.

(max. theoretical payload: 106500 lbs)



Zeichnung : WWP_TBF-009650(38) Rev.:1

Datum	Name	1:75	A3
04.02.19	BSC		
gepr.			

Load Chart

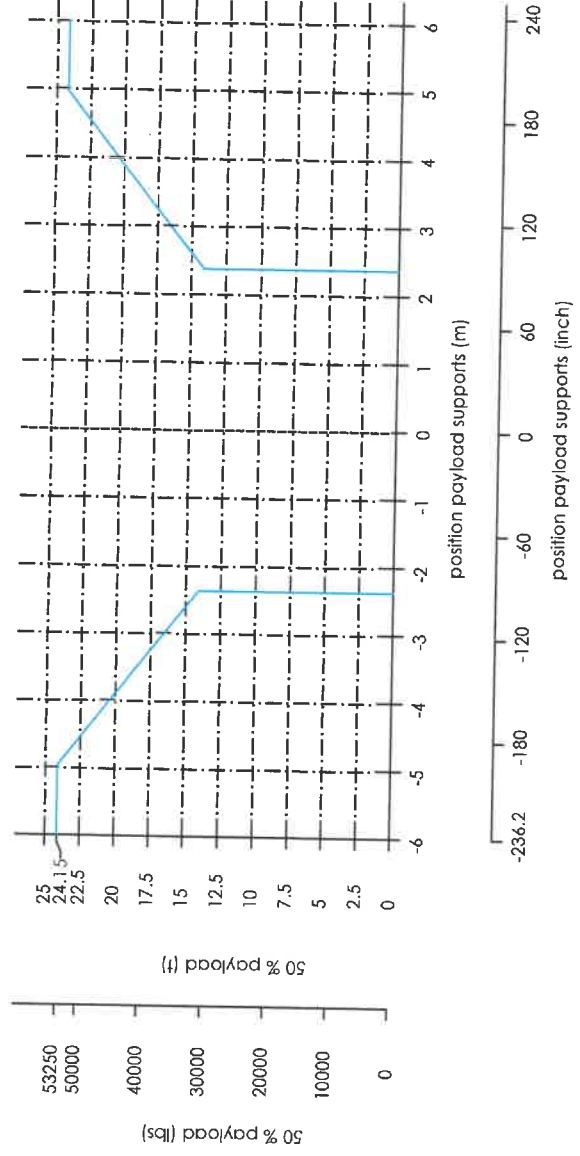
Mega-Z-3(3+(1))L-V-KBX-A-30AT-7.70-17.5-2.54-(US)
 Faymonville Distribution AG
 Duarretstroos 8
 L-9990 Weiswampach
 Tel.: +352 / 26 90 04 155
 Fax: +352 / 26 90 04 425
 E-Mail: general@faymonville.com
 Web: www.faymonville.com



Caution : the load chart does not take the deflection of the lowbed into account. The deflection of the lowbed has a direct impact on the ground clearance and on the axle compensation.

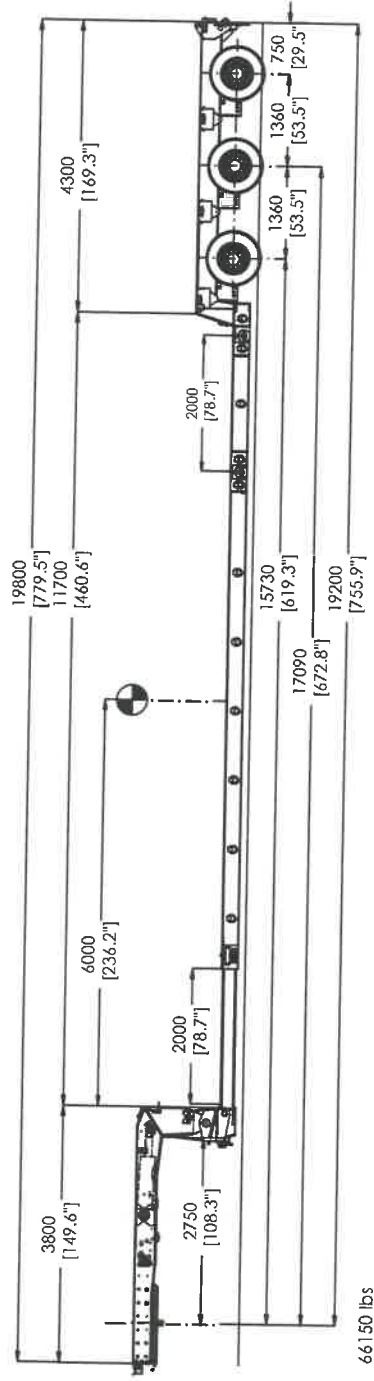
1 2 3 4 5 6 7 8

payload on 2 supports (symmetric)



C.O.G.

(max. theoretical payload: 106500 lbs)



26450 lbs 26450 lbs 26450 lbs

Zeichnung: WWP_TBF-009650(39)

Rev.: 1

Load Chart

Mega-Z-3(3+1)L-V-KBX-A-30AT-7.70-17.5-2.54-(US)

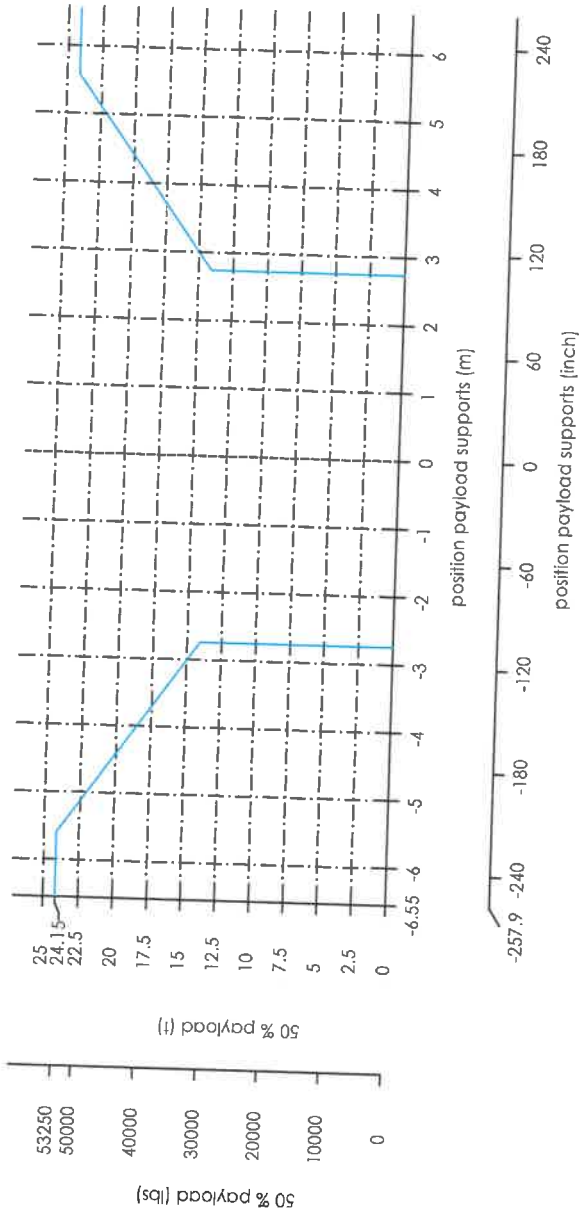
Faymonville Distribution AG
 Duarrefstrooss 8
 L-9990 Weiswampach
 Tel.: +352 / 26 90 04 155
 Fax.: +352 / 26 90 04 425
 E-Mail: general@faymonville.com
 Web: www.faymonville.com

Datum	Name	1:75	A3
gez. 04.02.19	BSC		
gepr.			



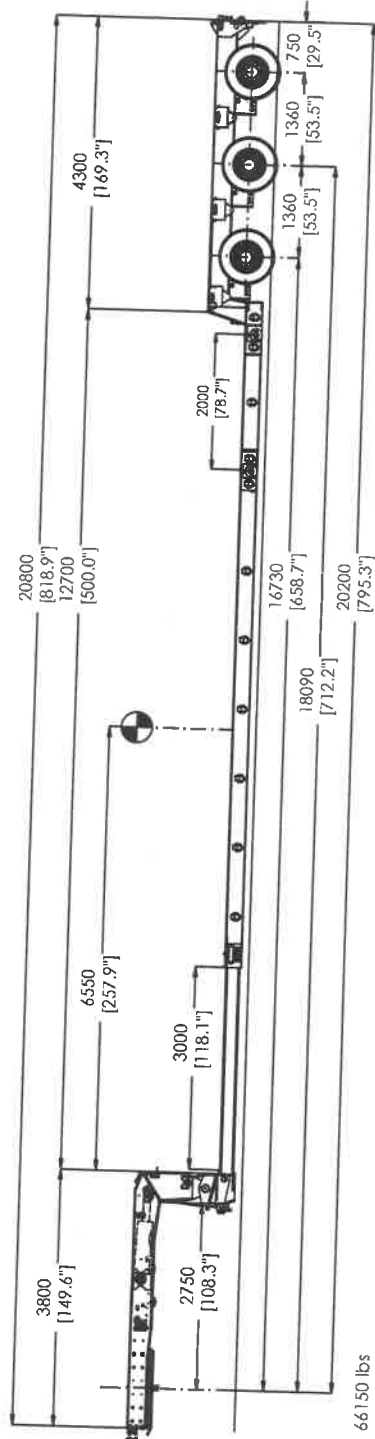
Caution: the load chart does not take the deflection of the lowbed into account. The deflection of the lowbed has a direct impact on the ground clearance and on the axle compensation.

payload on 2 supports (symmetric)



C.O.G.

(max. theoretical payload: 106500 lbs)



Load Chart

Zeichnung: WWP_IBF-009650(40) Rev.: 1

Mega-Z-3(3+1)|L-V-KBX-A-30AT-7.70-17.5-2.54-(US)

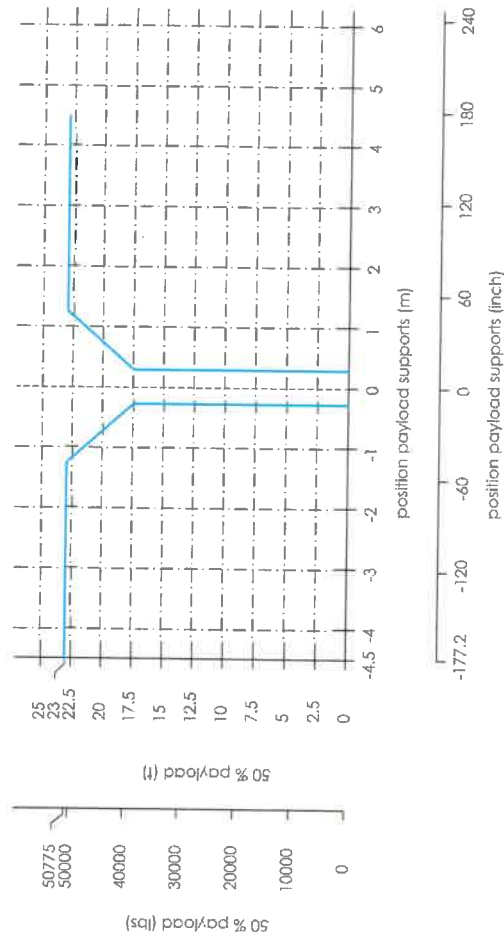
Faymonville Distribution AG
 Duarrefsirooss 8
 L-9990 Weiswampach
 Tel.: +352 / 26 90 04 155
 Fax.: +352 / 26 90 04 425
 E-Mail: general@faymonville.com
 Web: www.faymonville.com

Datum	Name	1:75	A3
gez. 04.02.19	BSC		
gepr.			



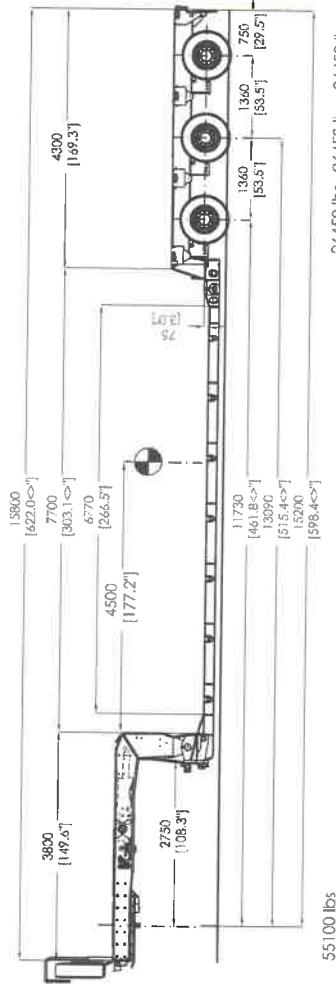
Caution: the load chart does not take the deflection of the lowbed into account. The deflection of the lowbed has a direct impact on the ground clearance and on the axle compensation.

payload on 2 supports (symetric)



C.O.G.

(max. theoretical payload: 101550 lbs)



26450 lbs 26450 lbs 26450 lbs

Zeichnung: WWP_TB-F-009505(!) Rev.: 175 A3

Datum	Name
08/03/2017	LHE
09/03/2017	FAY

Load Chart

Mega-Z-3L-V-FBX-30AT-7.70-17.5-2.54 (US)
 Faymonville Distribution AG
 Duarstr. 8
 L-9990 Weiswampach
 Tel.: +352 / 26 90 04 155
 Fax.: +352 / 26 90 04 425
 E-Mail: general@faymonville.com
 Web: www.faymonville.com



Caution: the load chart does not take the deflection of the lowbed into account. The deflection of the lowbed has a direct impact on the ground clearance and on the axle compensation.